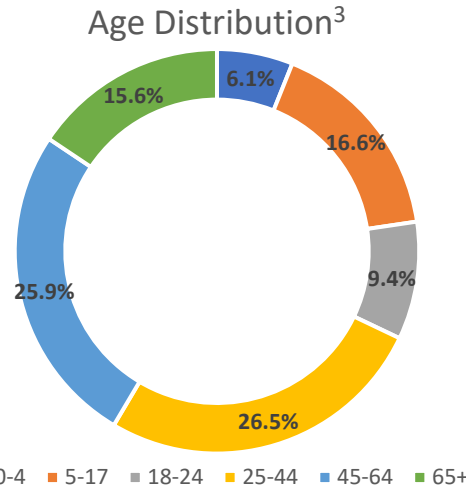
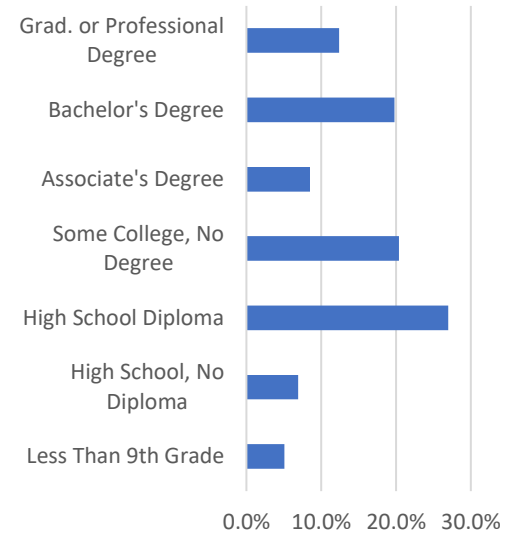


The United States

2020 Population¹ 331,449,281 **% Change from 2010 7.4%** **Median Age² 38.1**

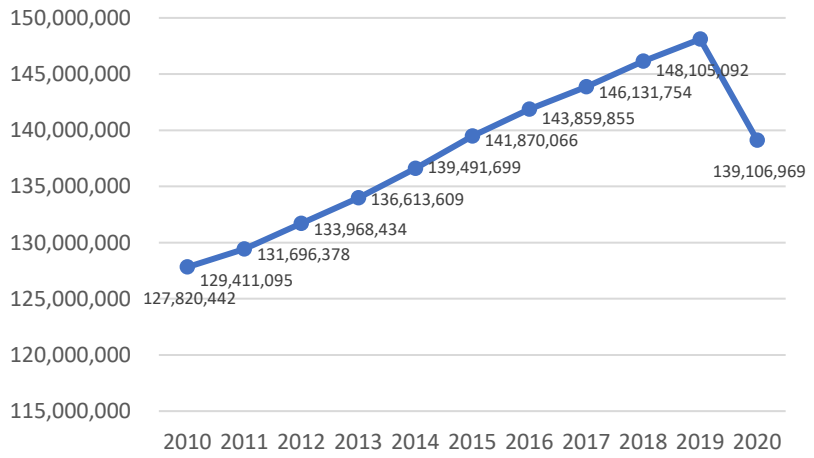


Education Attainment²



2019 Number of Businesses⁵ – 7,959,103
2021 Number of 501(c)(3) Nonprofits⁹ – 2,211,685
2019 Unemployment Rate² – 5.3%

United States Employment⁴



UNIQUE INDUSTRY CLUSTERS

The United States has no unique industry clusters because according to the U.S. Bureau of Labor Statistics, "Location quotients compare the concentration of an industry within a specific area to the concentration of that industry nationwide."

SOCIO-ECONOMIC

Median Household Income² \$62,843
 Average Annual Wage⁴ \$64,013
 Population in Poverty + ALICE*⁶ N/A
 Food Insecurity Rate⁷ 11.5%
 Worked Outside County of Residence² 27.8%

TOP INDUSTRIES OF EMPLOYMENT, 2020⁸

Professional & Business Service 13.1%
 Health Care & Social Assistance 12.5%
 State & Local Government 12.1%
 Leisure & Hospitality 10.2%
 Retail Trade 9.6%

HOUSING²

Median Home Value \$217,500
 Homeowner Vacancy Rate 1.6%
 Rental Vacancy Rate 6.0%
 Housing Units with No Vehicle 8.6%
 Residential Building Permits, 2020³ 1,471,141

Sources:
 1. US Census 2020 Population Count
 2. ACS 5-Year Estimates (2015-2019)
 3. US Census (via StatsAmerica.org)
 4. US BLS
 5. US Census 2019 County Business Patterns
 6. United Way ALICE Report - 2019 Update for Pennsylvania
 7. map.feedingamerica.org
 8. US BLS (via StatsAmerica.org)
 9. Guidestar

*ALICE = Asset Limited, Income Constrained, Employed



Information provided by Steven N. Zaricki
 Research & Information Manager
 Northeastern Pennsylvania Alliance

Comprehensive Economic Development Strategy 2020-2021
 Annual Performance Report for Northeastern Pennsylvania
www.nepa-alliance.org