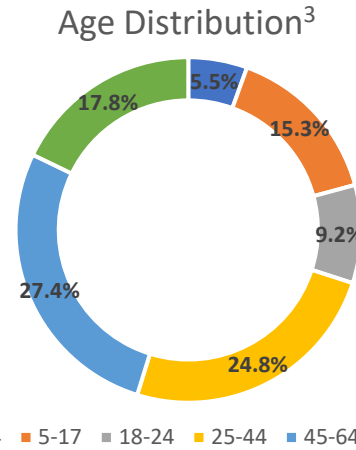


# Pennsylvania

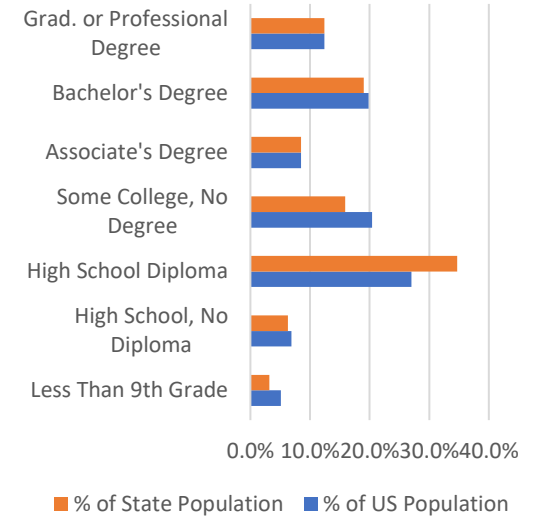
**2020 Population<sup>1</sup>**  
**13,002,700**

**% Change from 2010**  
**2.4%**

**Median Age<sup>2</sup>**  
**40.8**



## Education Attainment<sup>2</sup>



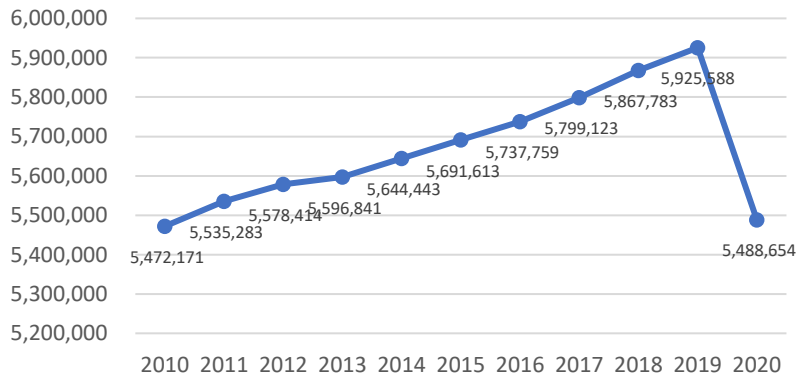
**2019 Number of Businesses<sup>5</sup> – 303,224**

**2021 Number of 501(c)(3) Nonprofits<sup>9</sup> – 84,782**

**2019 Unemployment Rate<sup>2</sup> – 5.3%**

**Number of Municipalities<sup>10</sup> – 2,560**

## Pennsylvania Employment<sup>4</sup>



**Sources:**

- 2020 Census Population Count
- ACS 5-Year Estimates (2015-2019)
- US Census (via StatsAmerica.org)
- US BLS
- US Census 2019 County Business Patterns
- United Way ALICE Report - 2019 Update for Pennsylvania
- map.feedingamerica.org
- US BLS (via StatsAmerica.org)
- GuideStar
- Pennsylvania Department of Community & Economic Development

## UNIQUE INDUSTRY CLUSTERS<sup>5</sup>

Education  
 Health Care  
 Wood, Wood Products & Publishing  
 Energy  
 Logistics and Transportation

## TOP INDUSTRIES OF EMPLOYMENT, 2020<sup>8</sup>

Health Care & Social Assistance	19.1%
Retail Trade	10.4%
Manufacturing	9.8%
Educational Services	8.4%
Prof., Sci & Tech. Services	6.6%

## SOCIO-ECONOMIC

Median Household Income <sup>2</sup>	\$61,744
Average Annual Wage <sup>4</sup>	\$62,042
Population in Poverty + ALICE <sup>6</sup>	39.0%
Food Insecurity Rate <sup>7</sup>	10.9%
Worked Outside County of Residence <sup>2</sup>	29.9%

## HOUSING<sup>2</sup>

Median Home Value	\$180,200
Homeowner Vacancy Rate	1.6%
Rental Vacancy Rate	5.4%
Housing Units with No Vehicle	10.9%
Residential Building Permits, 2020 <sup>3</sup>	25,706

\*ALICE = Asset Limited, Income Constrained, Employed