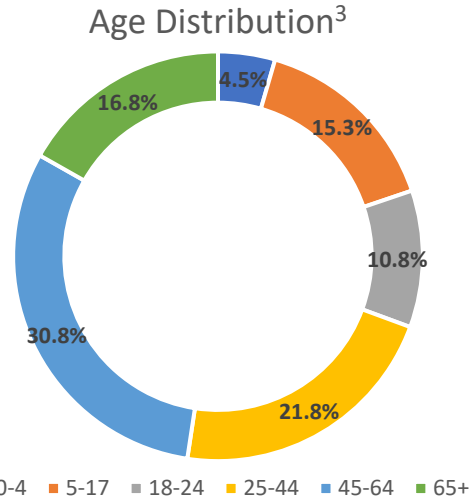


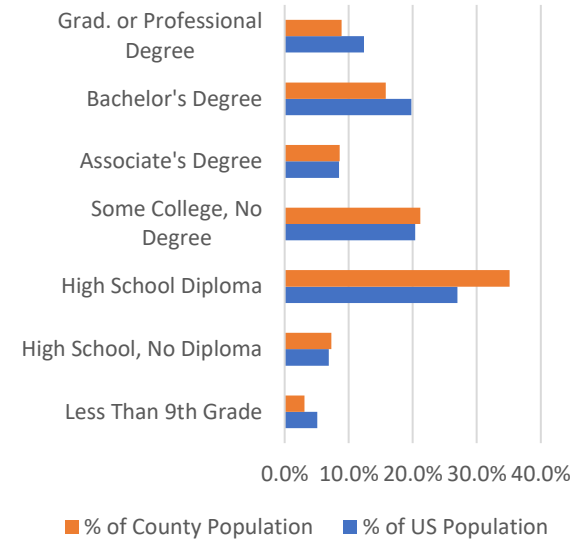


Monroe County, Pennsylvania

2020 Population¹ 168,327 **% Change from 2010 -0.9%** **Median Age² 42.9**



Education Attainment²



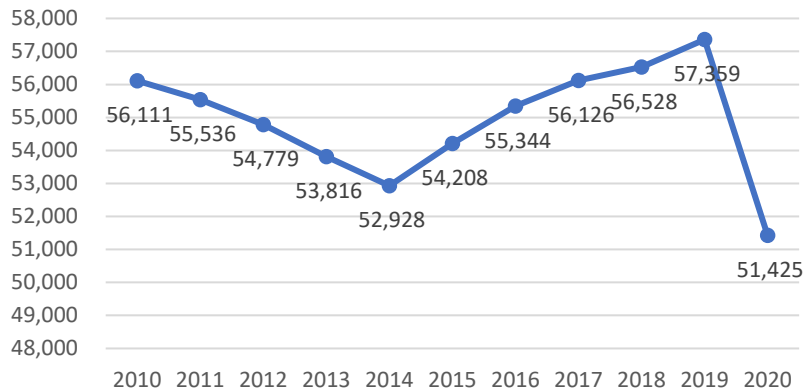
2019 Number of Businesses⁵ – 3,395

2021 Number of 501(c)(3) Nonprofits⁹ – 843

2019 Unemployment Rate² – 9.2%

Number of Municipalities¹⁰ – 20

Monroe County Employment⁴



- Sources:
1. US Census 2020 Population Count
 2. ACS 5-Year Estimates (2015-2019)
 3. US Census (via StatsAmerica.org)
 4. US BLS
 5. US Census 2019 County Business Patterns
 6. United Way ALICE Report - 2019 Update for Pennsylvania
 7. map.feedingamerica.org
 8. US BLS (via StatsAmerica.org)
 9. Guidestar
 10. Pennsylvania Department of Community & Economic Development

UNIQUE INDUSTRY CLUSTERS⁵

- Energy
- Hospitality, Leisure & Entertainment
- Logistics and Transportation
- Agriculture and Food Production
- Advanced Manufacturing

TOP INDUSTRIES OF EMPLOYMENT, 2020⁸

Retail Trade	15.5%
Accommodation & Food Services	15.2%
Health Care & Social Services	14.5%
Manufacturing	9.7%
Public Administration	8.6%

SOCIO-ECONOMIC

Median Household Income ²	\$63,934
Average Annual Wage ⁴	\$49,214
Population in Poverty + ALICE ⁶	43%
Food Insecurity Rate ⁷	10.2%
Worked Outside County of Residence ²	36.9%

HOUSING²

Median Home Value	\$168,000
Homeowner Vacancy Rate	2.6%
Rental Vacancy Rate	6.1%
Housing Units with No Vehicle	5.3%
Residential Building Permits, 2020 ³	212

*ALICE = Asset Limited, Income Constrained, Employed