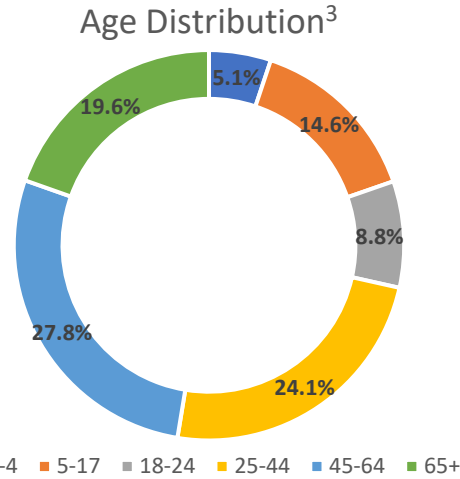


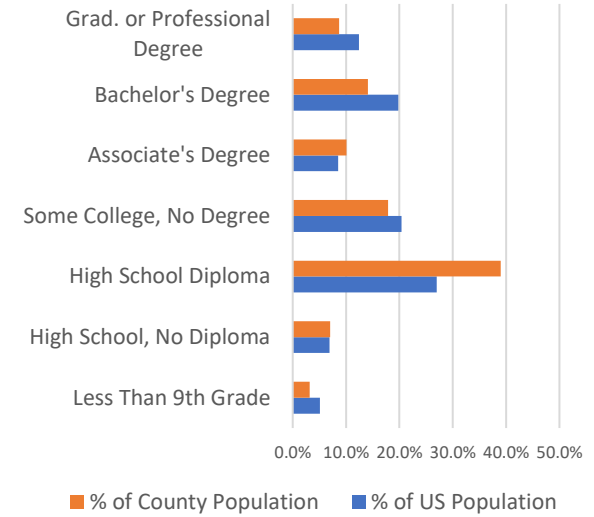
Luzerne County, Pennsylvania



2020 Population¹ 325,594 **% Change from 2010 1.5%** **Median Age² 42.8**



Education Attainment²



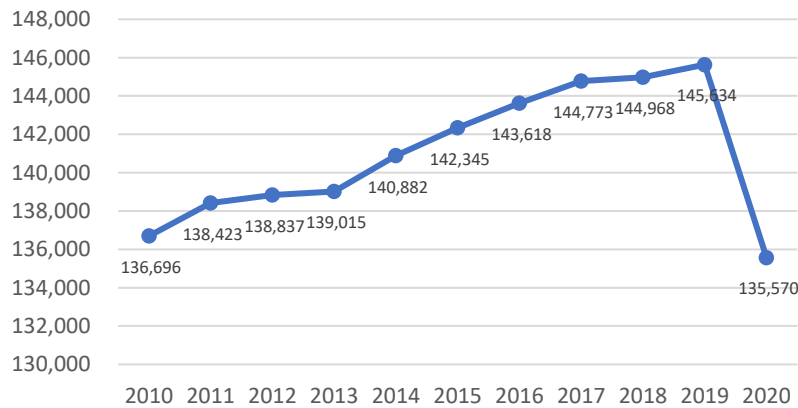
2019 Number of Businesses⁵ – 7,112

2021 Number of 501(c)(3) Nonprofits⁹ – 1,392

2019 Unemployment Rate² – 5.8%

Number of Municipalities¹⁰ – 76

Luzerne County Employment⁴



- Sources:
1. US Census 2020 Population Count
 2. ACS 5-Year Estimates (2015-2019)
 3. US Census (via StatsAmerica.org)
 4. US BLS
 5. US Census 2019 County Business Patterns
 6. United Way ALICE Report - 2019 Update for Pennsylvania
 7. map.feedingamerica.org
 8. US BLS (via StatsAmerica.org)
 9. Guidestar
 10. Pennsylvania Department of Community & Economic Development

UNIQUE INDUSTRY CLUSTERS⁵

- Logistics and Transportation
- Agriculture and Food Production
- Wood, Wood Products & Publishing
- Advanced Manufacturing
- Education

TOP INDUSTRIES OF EMPLOYMENT, 2020⁸

Health Care & Social Services	17.5%
Transportation & Warehousing	13.0%
Retail Trade	11.4%
Manufacturing	11.3%
Educational Services	6.7%

SOCIO-ECONOMIC

Median Household Income ²	\$53,473
Average Annual Wage ⁴	\$48,386
Population in Poverty + ALICE ⁶	41%
Food Insecurity Rate ⁷	11.9%
Worked Outside County of Residence ²	17.1%

HOUSING²

Median Home Value	\$127,000
Homeowner Vacancy Rate	2.4%
Rental Vacancy Rate	5.4%
Housing Units with No Vehicle	10.5%
Residential Building Permits, 2020 ³	385

*ALICE = Asset Limited, Income Constrained, Employed