

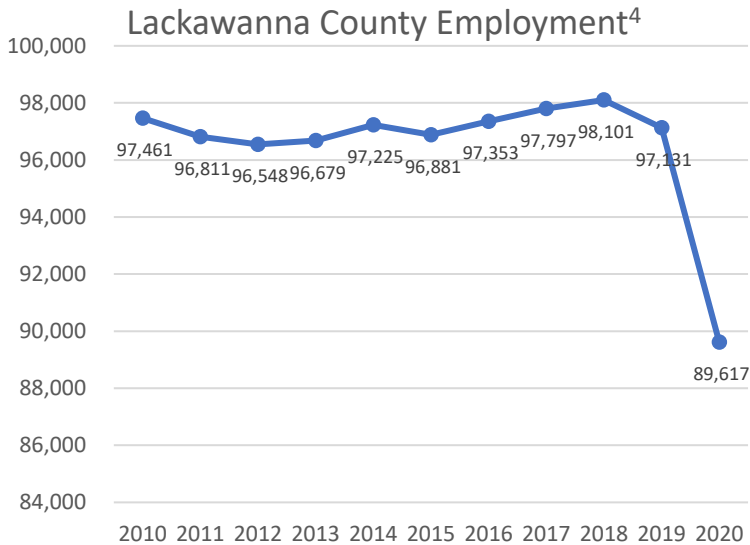
Lackawanna County, Pennsylvania

2019 Number of Businesses⁵ – 5,196

2021 Number of 501(c)(3) Nonprofits⁹ – 1,136

2019 Unemployment Rate² – 4.4%

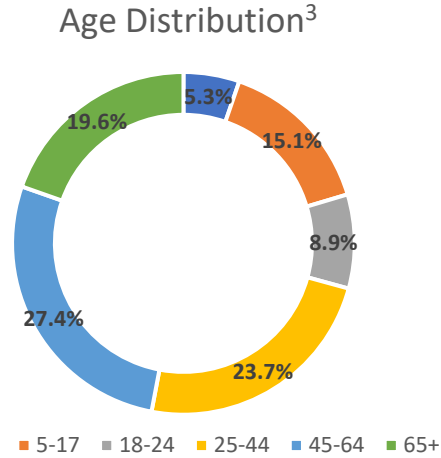
Number of Municipalities¹⁰ – 40



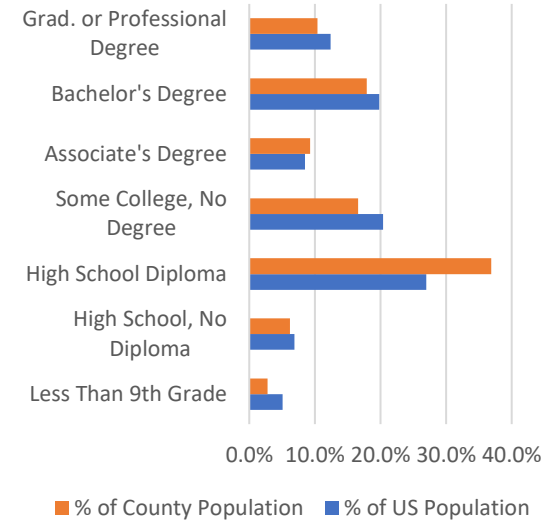
Sources:

1. US Census 2020 Population Count
2. ACS 5-Year Estimates (2015-2019)
3. US Census (via StatsAmerica.org)
4. US BLS
5. US Census 2019 County Business Patterns
6. United Way ALICE Report - 2019 Update for Pennsylvania
7. map.feedingamerica.org
8. US BLS (via StatsAmerica.org)
9. Guidestar
10. Pennsylvania Department of Community & Economic Development

2020 Population¹ **215,896** % Change from 2010 **0.7%** Median Age² **42.1**



Education Attainment²



UNIQUE INDUSTRY CLUSTERS⁵

- Bio-Medical
- Education
- Agriculture and Food Production
- Health Care
- Logistics and Transportation

SOCIO-ECONOMIC

Median Household Income ²	\$52,821
Average Annual Wage ⁴	\$47,473
Population in Poverty + ALICE ⁶	39%
Food Insecurity Rate ⁷	12.0%
Worked Outside County of Residence ²	21.7%

TOP INDUSTRIES OF EMPLOYMENT, 2020⁸

Health Care & Social Services	21.2%
Retail Trade	11.8%
Manufacturing	10.6%
Educational Services	8.7%
Accommodation & Food Services	7.1%

HOUSING²

Median Home Value	\$152,400
Homeowner Vacancy Rate	1.5%
Rental Vacancy Rate	4.2%
Housing Units with No Vehicle	9.9%
Residential Building Permits, 2020 ³	172

*ALICE = Asset Limited, Income Constrained, Employed