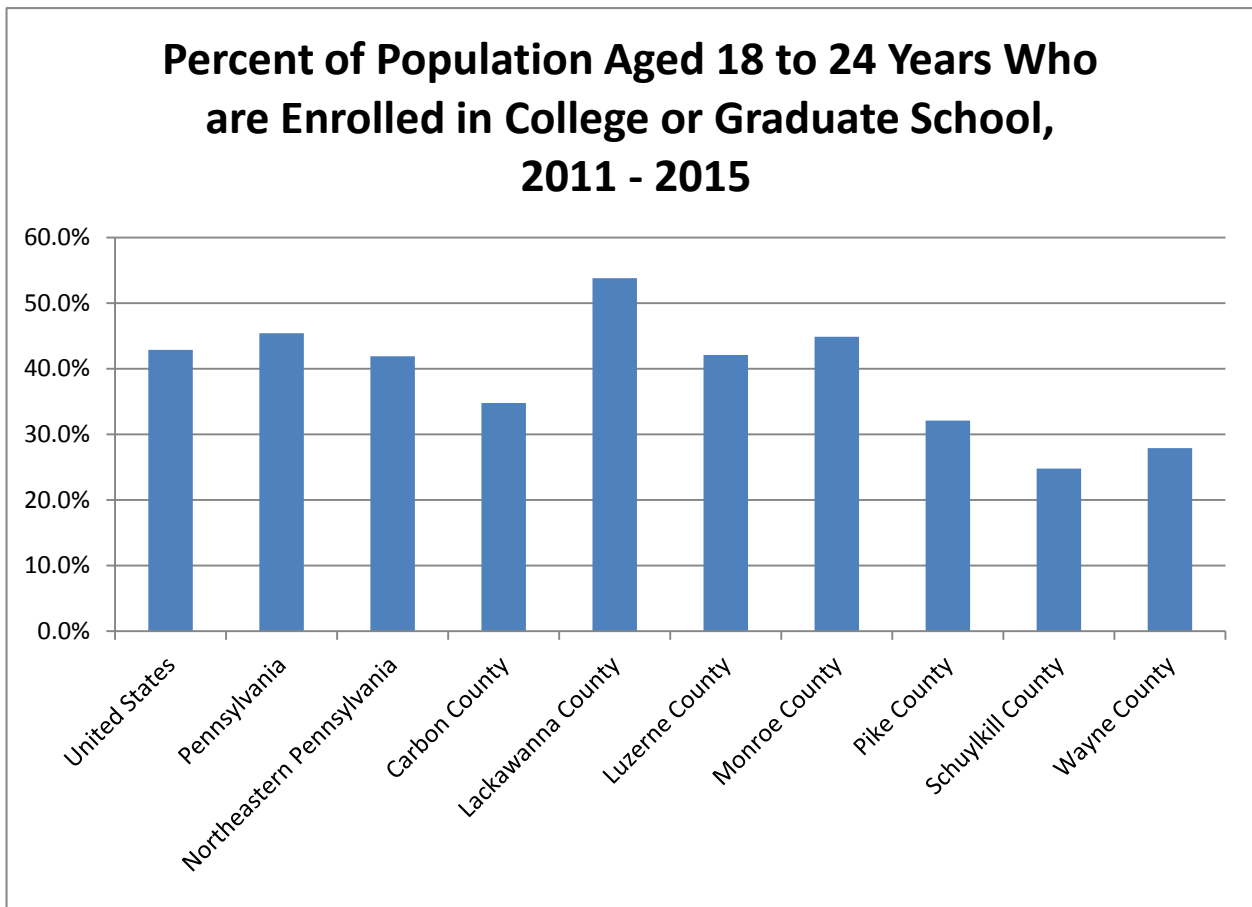


Education

There are 18 colleges and universities located in Northeastern Pennsylvania, including: East Stroudsburg University of Pennsylvania, Johnson College of Technology, Keystone College, King’s College, Lackawanna College, Lehigh Carbon Community College, Luzerne County Community College, Marywood University, Misericordia University, Northampton Community College, Penn State Hazleton, Penn State Schuylkill, Penn State Wilkes-Barre, Penn State Worthington Scranton, Clarks Summit University (formerly Baptist Bible College and Seminary), Geisinger Commonwealth School of Medicine (formerly The Commonwealth Medical College), The University of Scranton and Wilkes University. There are 43 public school districts and parts of seven others that are in the region. There are also many private schools and seven Vocational - Technical schools in the region.

Figure 1. Percent of Population Aged 18 to 24 Years Who are Enrolled in College or Graduate School, 2011 – 2015



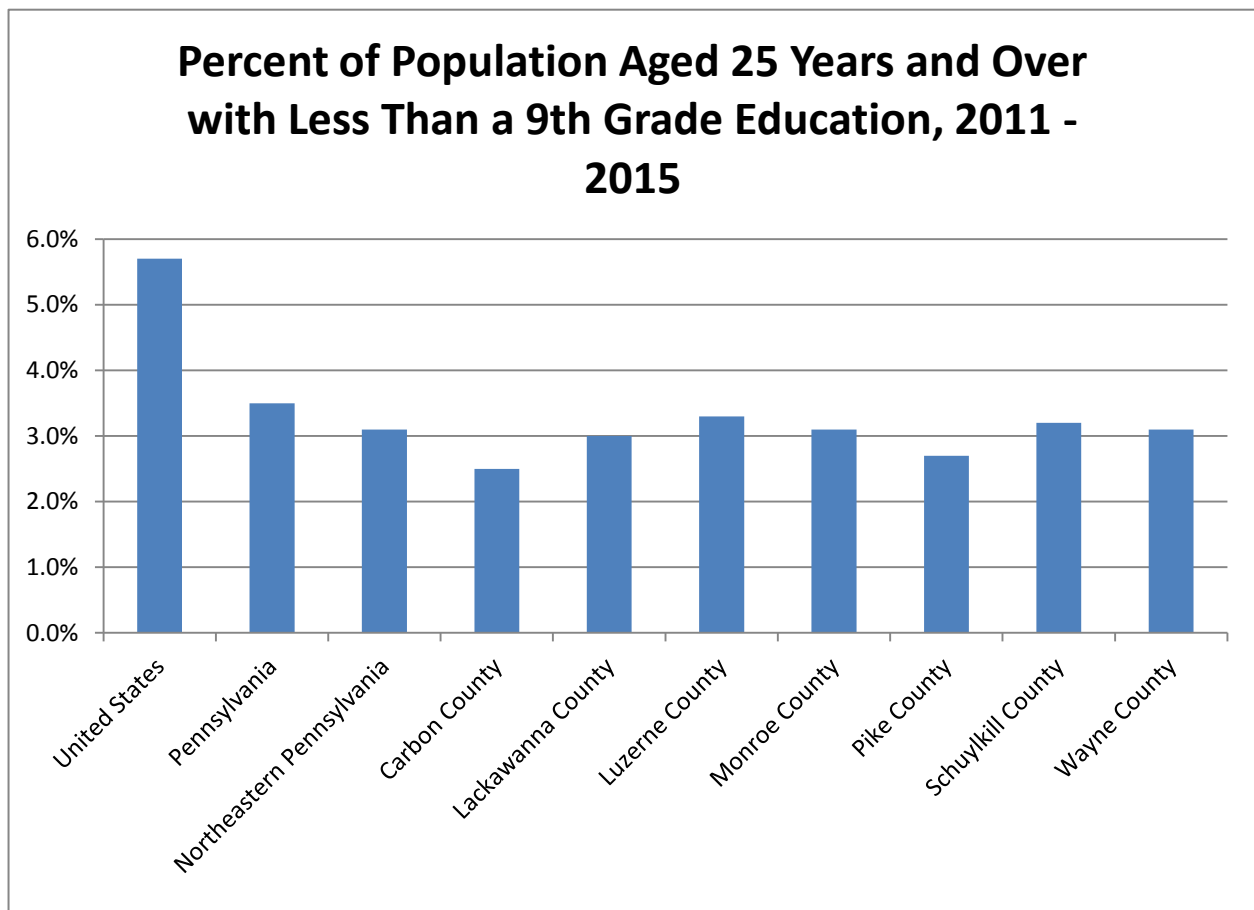
Source: U.S. Census Bureau, Table S1401, “2011 – 2015 American Community Survey 5-Year Estimates for School Enrollment,”

<http://factfinder2.census.gov/faces/nav/jsf/pages/index.xhtml>.

Figure 1, on the previous page, provides the educational attainment level by county and comparing it to the state and nation. In the region, the percentage of people (41.9 percent) who are age 18 to 24 and enrolled in either college or graduate school was lower than the nation (42.9 percent) and the state (45.4 percent). In Lackawanna County, the percentage (53.8 percent) was higher than the region, state and nation and in Monroe County (44.9 percent), the percentage was higher than the region and nation. In Luzerne County (42.1 percent), the percentage was higher than the region.

According to Figure 2, Carbon (2.5 percent), Lackawanna (3.0 percent) and Pike (2.7 percent) counties had a lower percentage of people 25 years of age and over who do not have a ninth grade education than the region (3.1 percent) and state (3.6 percent). Luzerne (3.3 percent) and Schuylkill (3.2 percent) counties had a percentage that was higher than the region. Monroe and Wayne counties had the same percentage as the region. However, none of the percentages exceeded the nation (5.7 percent).

Figure 2. Percent of Population Aged 25 Years and Over with Less Than a 9th Grade Education, 2011 – 2015

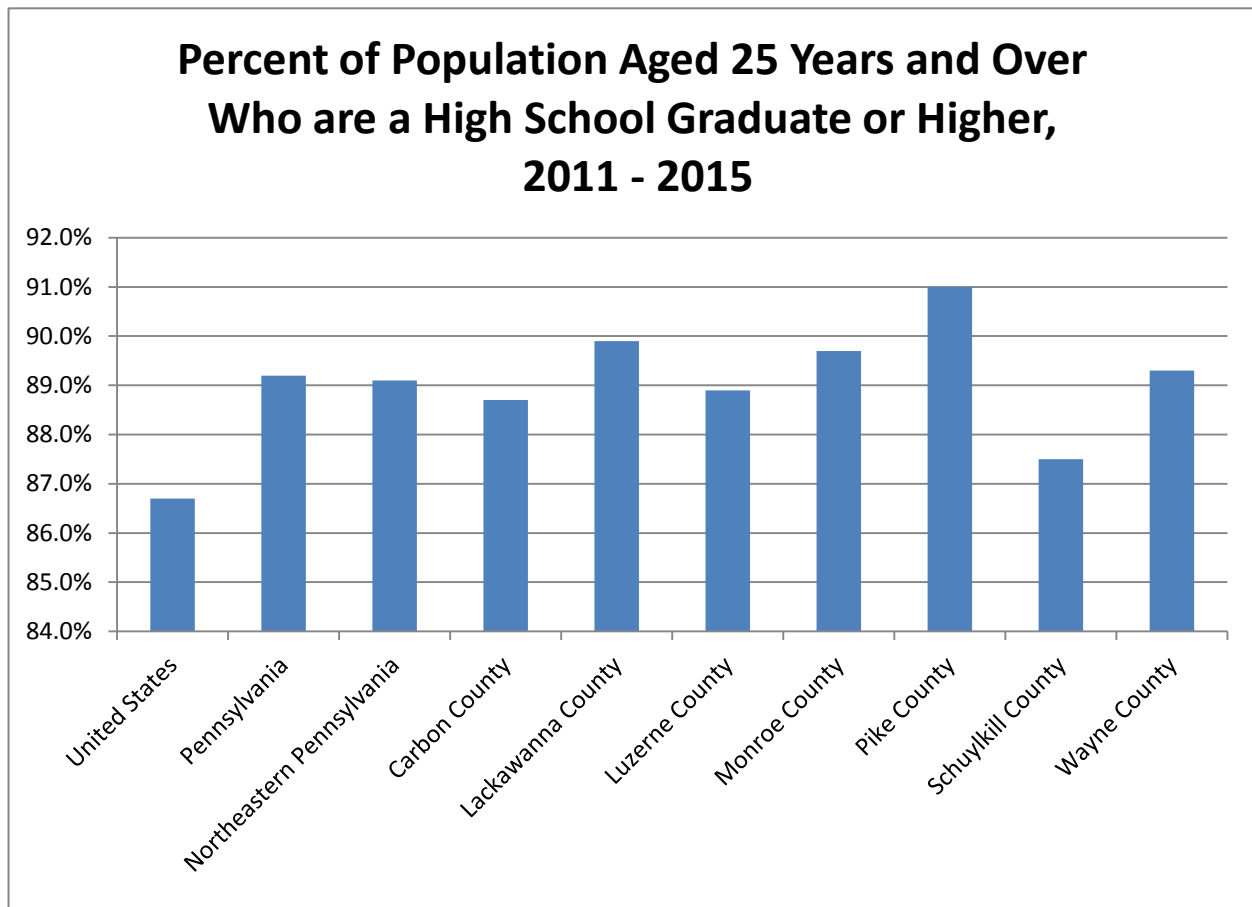


Source: U.S. Census Bureau, Table S1501, “2011 – 2015 American Community Survey 5-Year Estimates for Educational Attainment,”

<<http://factfinder2.census.gov/faces/nav/jsf/pages/index.xhtml>>.

According to Figure 3, in the percent of the population who were age 25 years and over and were at least a high school graduate group, the region (89.1 percent) had a percentage that was higher than the nation (86.7 percent) and lower than the state (89.2 percent). Lackawanna (89.9 percent), Monroe (89.7 percent), Pike (91.0 percent) and Wayne (89.3 percent) counties each had percentages that exceeded the region, state and nation and Carbon (88.7 percent), Luzerne (88.9 percent) and Schuylkill (87.5 percent) counties exceeded the national percentage.

Figure 3. Percent of Population Aged 25 Years and Over Who are a High School Graduate or Higher, 2011 – 2015

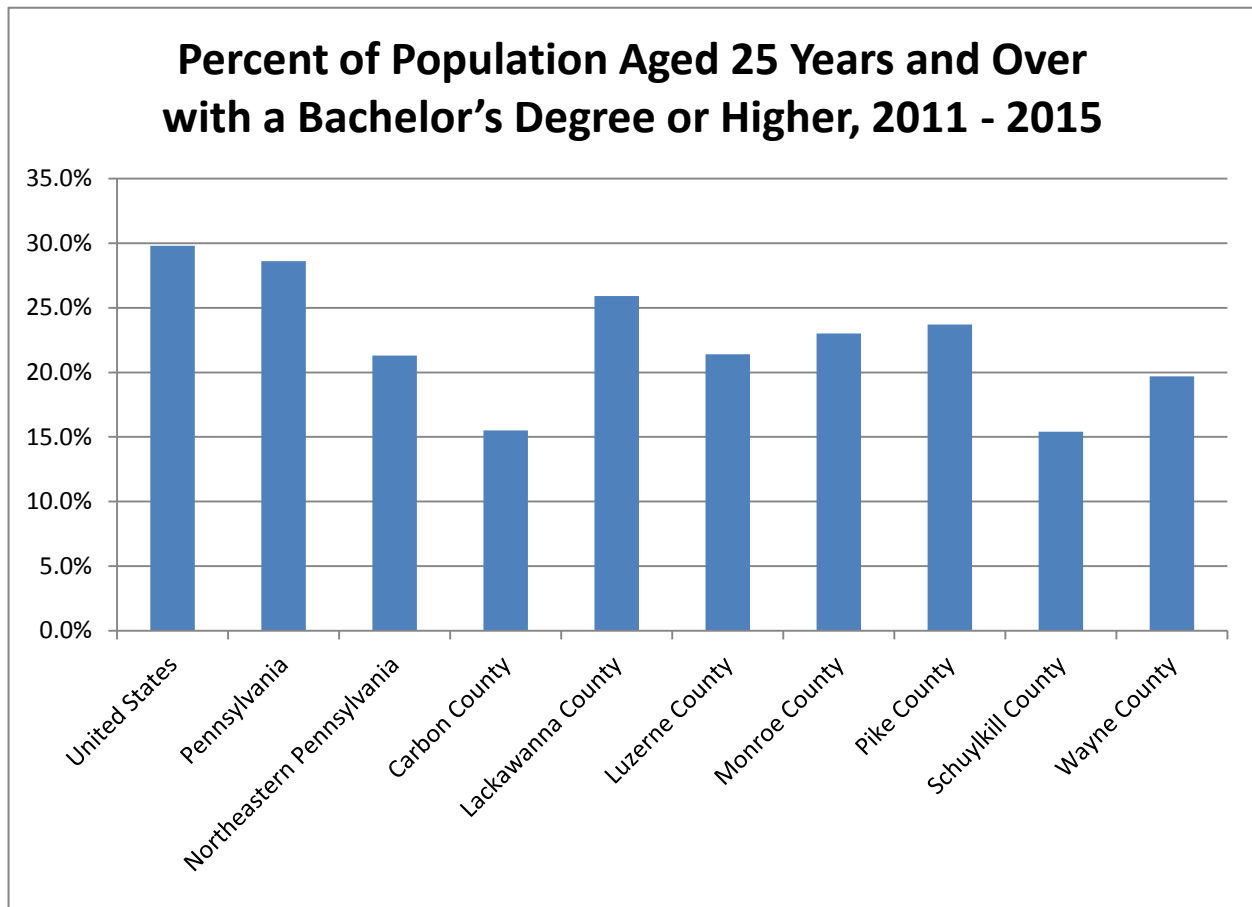


Source: U.S. Census Bureau, Table S1501, “2011 – 2015 American Community Survey 5-Year Estimates for Educational Attainment,”

<<http://factfinder2.census.gov/faces/nav/jsf/pages/index.xhtml>>.

According to Figure 4, there were no counties in Northeastern Pennsylvania that had a percentage in population who were age 25 years and over with at least a Bachelor’s Degree that exceeded the state (28.6 percent) and national (29.8 percent) percentages. However, Lackawanna (25.9 percent), Luzerne (21.4 percent), Monroe (23.0 percent) and Pike (23.7 percent) counties each had percentages that exceeded the regional (21.3 percent) percentage.

Figure 4. Percent of Population Aged 25 Years and Over with a Bachelor's Degree or Higher, 2011 – 2015

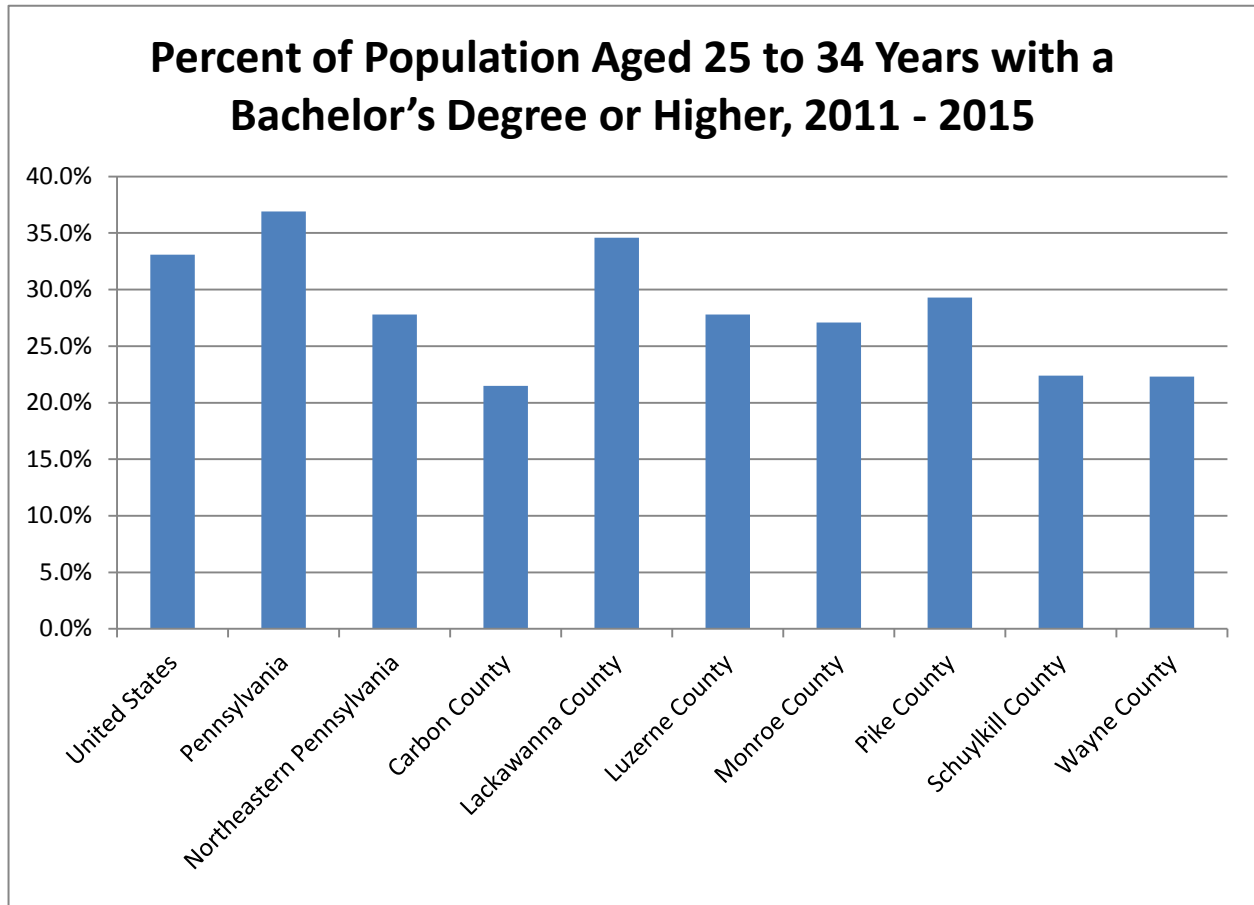


Source: U.S. Census Bureau, Table S1501, “2011 – 2015 American Community Survey 5-Year Estimates for Educational Attainment,”

<http://factfinder2.census.gov/faces/nav/jsf/pages/index.xhtml>.

According to Figure 5, Lackawanna County (34.6 percent) exceeded the national (33.1 percent) and regional (27.8 percent) percentages in population who were age 25 to 34 years with a Bachelor’s Degree or higher. Pike County (29.3 percent) had a percentage that exceeded the regional percentage and Luzerne County (27.8 percent) had a percentage that was identical to the regional percentage.

Figure 5. Percent of Population Aged 25 to 34 Years with a Bachelor's Degree or Higher, 2011 – 2015



Source: U.S. Census Bureau, Table S1501, “2011 – 2015 American Community Survey 5-Year Estimates for Educational Attainment,”

<http://factfinder2.census.gov/faces/nav/jsf/pages/index.xhtml>.