



2005 - 2006 Comprehensive Economic Development Strategy Annual Report for Northeastern Pennsylvania



Northeastern Pennsylvania Alliance
NEPA



Submitted to the:

U.S. Department of Commerce
Economic Development Administration
Philadelphia Regional Office
The Curtis Center, Suite 140 South
Independence Square West
Philadelphia, PA 19106-3821

By the:

Northeastern Pennsylvania Alliance
1151 Oak Street
Pittston, PA 18640-3795
570.655.5581
www.nepa-alliance.org

September 2006

**2005 - 2006 COMPREHENSIVE ECONOMIC DEVELOPMENT STRATEGY
ANNUAL REPORT FOR NORTHEASTERN PENNSYLVANIA**

Submitted to the:

U.S. Department of Commerce
Economic Development Administration
Philadelphia Regional Office
The Curtis Center, Suite 140 South
Independence Square West
Philadelphia, PA 19106-3821

By the:



Northeastern Pennsylvania Alliance
1151 Oak Street, Pittston, PA 18640-3726
(570) 655-5581, www.nepa-alliance.org

September 2006



**RESOLUTION
OF THE NORTHEASTERN PENNSYLVANIA ALLIANCE
BOARD OF DIRECTORS ENDORSING THE
COMPREHENSIVE ECONOMIC DEVELOPMENT STRATEGY (CEDs)
ANNUAL REPORT FOR THE YEAR 2005 - 2006**

WHEREAS, The Northeastern Pennsylvania Alliance, as the Economic Development District for the seven-county region of Northeastern Pennsylvania, is required to submit an Annual Report on its Comprehensive Economic Development Strategy (CEDs) to the Economic Development Administration; and

WHEREAS, The CEDs Annual Report documents the progress achieved on economic development activities, adjusts the 2003 - 2008 five-year plan, reports on the changing economic conditions in the region, identifies projects for Economic Development Administration funding consideration; and

WHEREAS, The seven county governments in Northeastern Pennsylvania served by the Northeastern Pennsylvania Alliance have enacted appropriate resolutions as letters of support for overall participation in the CEDs.

NOW, THEREFORE, BE IT RESOLVED, BY THE Board of Directors of the Northeastern Pennsylvania Alliance that:

1. Endorsement of the CEDs Annual Report for the period July 1, 2005 – June 30, 2006 is hereby adopted.
2. Staff of the Northeastern Pennsylvania Alliance is authorized to transmit the plan to the United States Department of Commerce, Economic Development Administration, Philadelphia Regional Office.
3. The President & CEO of the Northeastern Pennsylvania Alliance is authorized to transmit copies of this resolution to appropriate officials.

ADOPTED THIS 23rd DAY
OF AUGUST 2006



Attorney Ernest D. Preate, Jr., Chairperson

TABLE OF CONTENTS

LIST OF TABLES..... ii

ACKNOWLEDGEMENTS iii

SUMMARY AND INTRODUCTION 1

CHAPTER 1 - AN ANALYSIS OF THE NORTHEASTERN PENNSYLVANIA REGIONAL ECONOMY..... 2

Population 2

Age 2

Income 6

Civilian Labor Force 7

Total Employment..... 8

Total Unemployment 8

Unemployment Rate..... 8

CHAPTER 2 - EVENTS IN NORTHEASTERN PENNSYLVANIA FROM JULY 2005 TO JUNE 2006..... 10

Carbon County 10

Lackawanna County 11

Luzerne County 12

Hazleton Area 12

Wilkes-Barre Area 14

 Economic Development Projects..... 14

 Job Creation Activity..... 15

 Job Loss Activity 16

Pittston Area 16

Monroe County..... 17

Pike County..... 18

Schuylkill County 19

Wayne County 20

APPENDIX A - THE BOARD OF DIRECTORS OF THE NORTHEASTERN PENNSYLVANIA ALLIANCE..... 22

APPENDIX B - ECONOMIC DEVELOPMENT ADMINISTRATION PROJECT PRIORITY INVESTMENT LISTING..... 25

Mount Pleasant Corporate Center 26

South Washington Street Parking Garage..... 26

Packerton Business Park 27

CAN BE, Inc. Business Incubator..... 27

Luzerne County Community College Health Sciences Building..... 28

Workforce Development Training Center 28

APPENDIX C - RESOLUTIONS FROM COUNTY BOARDS OF COMMISSIONERS IN THE REGION.....

LIST OF TABLES

Table 1. Population for the United States, Pennsylvania and Northeastern Pennsylvania Counties, 2000 and 2005.	2
Table 2. Population Under 18 Years of Age for the United States, Pennsylvania and Northeastern Pennsylvania Counties, 2000 and 2005.....	3
Table 3. Population 18 to 24 Years of Age for the United States, Pennsylvania and Northeastern Pennsylvania Counties, 2000 and 2005.....	4
Table 4. Population 25 to 44 Years of Age for the United States, Pennsylvania and Northeastern Pennsylvania Counties, 2000 and 2005.....	4
Table 5. Population 45 to 64 Years of Age for the United States, Pennsylvania and Northeastern Pennsylvania Counties, 2000 and 2005.....	5
Table 6. Population 65 Years of Age and Over for the United States, Pennsylvania and Northeastern Pennsylvania Counties, 2000 and 2005.....	5
Table 7. Per Capita Personal Income for the United States, Pennsylvania and Northeastern Pennsylvania Counties, 1999 and 2004.....	6
Table 8. Median Household Income for the United States, Pennsylvania and Northeastern Pennsylvania Counties, 1999 and Estimated for 2003.....	7
Table 9. United States, Pennsylvania and Northeastern Pennsylvania County Civilian Labor Force, 2002 - 2003.....	7
Table 10. United States, Pennsylvania and Northeastern Pennsylvania County Employment, 2002 - 2003.....	8
Table 11. United States, Pennsylvania and Northeastern Pennsylvania County Unemployment, 2002 - 2003.....	9
Table 12. United States, Pennsylvania and Northeastern Pennsylvania County Unemployment Rate, 2002 - 2003.....	9
Table A-1. The Board of Directors of the Northeastern Pennsylvania Alliance as of July 1, 2006.....	23

ACKNOWLEDGEMENTS

The Northeastern Pennsylvania Alliance thanks the following individuals for their contribution to Chapter 2, which describes the Events in Northeastern Pennsylvania from July 2005 to June 2006.

Toni Artuso	Carbon County Economic Development Office
Andrew C. Skrip	The Greater Scranton Chamber of Commerce
Charles R. Wanyo	CAN DO, Inc.
Jane A. Ashton	The Greater Wilkes-Barre Chamber of Business and Industry
John L. Augustine, III	The Greater Wilkes-Barre Chamber of Business and Industry
Lawrence M. Newman	The Greater Wilkes-Barre Chamber of Business and Industry
Rosemary Dessoye	The Greater Pittston Chamber of Commerce
Michelle E. Bisbing	Pocono Mountains Economic Development Corporation
Rachel Hendricks	Pike County Industrial & Commercial Development Authority
Gerald L. Heffner	Schuylkill Economic Development Corporation
Mark J. Scarbinsky	Schuylkill County Economic Development Office
Mary Beth Wood	Wayne Economic Development Corporation

SUMMARY AND INTRODUCTION

The 2005 - 2006 Comprehensive Economic Development Strategy (CEDS) Annual Report for Northeastern Pennsylvania is available for public inspection and documents the progress achieved on economic development activities, adjusts the 2003 - 2008 five-year plan, reports on the changing economic conditions in the region and identifies projects for Economic Development Administration funding consideration.

This CEDS Annual Report for 2005 - 2006:

1. Provides an updated statistical analysis of the region and, in some cases, compares the region to the state and nation.
2. Provides an update of economic development events in the region at the county level.
3. Lists the current Board of Directors in Appendix A.
4. Provides a Project Priority Investment Listing in Appendix B.
5. Provides resolutions from the seven County Boards of Commissioners supporting the plan in Appendix C.

CHAPTER 1

AN ANALYSIS OF THE NORTHEASTERN PENNSYLVANIA REGIONAL ECONOMY

This chapter provides an analysis of the Northeastern Pennsylvania regional economy by comparing regional statistics with those of the state and nation for Population, Age, Income, Civilian Labor Force, Total Employment, Total Unemployment and Unemployment Rate.

Population

The Northeastern Pennsylvania region is an area of 4,476 square miles and consists of seven counties: Carbon, Lackawanna, Luzerne, Monroe, Pike, Schuylkill and Wayne. Wayne and Pike counties border the state of New York and Pike and Monroe counties share a border with the state of New Jersey. The population for each of the seven counties, along with the state and nation, according to the 2000 Census and 2005 Population Estimates, both of which are provided by the U.S. Census Bureau, is indicated in Table 1, below.

Table 1. Population for the United States, Pennsylvania and Northeastern Pennsylvania Counties, 2000 and 2005.

Area	April 1, 2000 Census	July 1, 2005 Estimate	Change	Percent Change
United States	281,421,906	296,410,404	14,988,498	5.33%
Pennsylvania	12,281,054	12,429,616	148,562	1.21%
Northeastern Pennsylvania	974,394	1,001,476	27,082	2.78%
Carbon County	58,802	61,959	3,157	5.37%
Lackawanna County	213,295	209,525	-3,770	-1.77%
Luzerne County	319,250	312,861	-6,389	-2.00%
Monroe County	138,687	163,234	24,547	17.70%
Pike County	46,302	56,337	10,035	21.67%
Schuylkill County	150,336	147,447	-2,889	-1.92%
Wayne County	47,722	50,113	2,391	5.01%

Sources: U.S. Census Bureau; “Census 2000 Summary File 1 (SF 1), Table GCT-P5. Age and Sex: 2000;” <<http://factfinder.census.gov>> and U.S. Census Bureau Population Estimates Program; <<http://eire.census.gov/popest/estimates.php>>.

The above table indicates that Lackawanna, Luzerne and Schuylkill counties continue to have a decrease in population and Monroe and Pike counties continue to have double-digit percent increases. Population in the region increased by 2.78 percent and this was more than double the percent increase in the state, but considerably less than the percent increase in the nation.

Age

The population of the Northeastern Pennsylvania region is aging as compared to the United States. However, the population of Pennsylvania is aging more than the population of the region. In Table 2, on the next page, Monroe and Pike counties have a large percent increase in people

who are under 18 years of age with 6.87 percent and 5.29 percent, respectively, as compared to the nation, state and region. This is occurring primarily from the continuing migration of people from the New York City, Long Island and Northern New Jersey areas. However, the nation has a positive percent change as compared to the state and region, which have negative percent changes. Schuylkill County, at -8.50 percent, had the largest percent decrease in people who are under 18 years of age in the region.

Table 2. Population Under 18 Years of Age for the United States, Pennsylvania and Northeastern Pennsylvania Counties, 2000 and 2005.

Area	April 1, 2000 Census	July 1, 2005 Estimate	Change	Percent Change
United States	72,293,812	73,469,984	1,176,172	1.63%
Pennsylvania	2,922,221	2,816,739	-105,482	-3.61%
Northeastern Pennsylvania	218,800	211,033	-7,767	-3.55%
Carbon County	13,029	12,680	-349	-2.68%
Lackawanna County	46,427	43,459	-2,968	-6.39%
Luzerne County	67,066	62,620	-4,446	-6.63%
Monroe County	37,128	39,677	2,549	6.87%
Pike County	12,352	13,006	654	5.29%
Schuylkill County	31,351	28,685	-2,666	-8.50%
Wayne County	11,447	10,906	-541	-4.73%

Sources: U.S. Census Bureau; “Census 2000 Summary File 1 (SF 1), Table GCT-P5. Age and Sex: 2000;” <<http://factfinder.census.gov>> and U.S. Census Bureau Population Estimates Program; <<http://eire.census.gov/popest/estimates.php>>.

In Table 3, on the next page, the Pocono Mountain counties of Pike, Monroe, Wayne and Carbon had the largest percent increases in people who are between the ages of 18 and 24 with 87.28 percent, 43.92 percent, 27.69 percent and 24.07 percent, respectively. On the other hand, Luzerne County had a 3.96 percent increase. The increase in the Poconos is a result of people migrating from the New York City, Long Island, Northern New Jersey and the Philadelphia areas.

In Table 4, also on the next page, only Pike, Monroe and Carbon counties had an increase in the population who are between 25 and 44 years of age with 21.28 percent, 13.55 percent and 2.84 percent, respectively. All of the other counties in the Northeastern Pennsylvania region along with the region itself, state and nation had a decline in the number of people who are between the ages of 25 and 44. Nationally, this is the only age group that had a decline in population. At the state and regional level, this decline could be attributed to people leaving for employment opportunities and this is being addressed through the Pennsylvania Stay Invent the Future, and Work and Play in Northeast PA retention programs.

Table 3. Population 18 to 24 Years of Age for the United States, Pennsylvania and Northeastern Pennsylvania Counties, 2000 and 2005.

Area	April 1, 2000 Census	July 1, 2005 Estimate	Change	Percent Change
United States	27,143,454	29,307,125	2,163,671	7.97%
Pennsylvania	1,094,449	1,180,356	85,907	7.85%
Northeastern Pennsylvania	76,997	89,489	12,492	16.22%
Carbon County	4,038	5,010	972	24.07%
Lackawanna County	18,897	20,559	1,662	8.80%
Luzerne County	25,895	26,921	1,026	3.96%
Monroe County	11,933	17,174	5,241	43.92%
Pike County	2,477	4,639	2,162	87.28%
Schuylkill County	10,839	11,460	621	5.73%
Wayne County	2,918	3,726	808	27.69%

Sources: U.S. Census Bureau; “Census 2000 Summary File 1 (SF 1), Table GCT-P5. Age and Sex: 2000;” <<http://factfinder.census.gov>> and U.S. Census Bureau Population Estimates Program; <<http://eire.census.gov/popest/estimates.php>>.

Table 4. Population 25 to 44 Years of Age for the United States, Pennsylvania and Northeastern Pennsylvania Counties, 2000 and 2005.

Area	April 1, 2000 Census	July 1, 2005 Estimate	Change	Percent Change
United States	85,040,251	84,005,376	-1,034,875	-1.22%
Pennsylvania	3,508,562	3,264,162	-244,400	-6.97%
Northeastern Pennsylvania	268,060	263,512	-4,548	-1.70%
Carbon County	16,628	17,100	472	2.84%
Lackawanna County	56,411	51,843	-4,568	-8.10%
Luzerne County	86,903	81,075	-5,828	-6.71%
Monroe County	39,964	45,381	5,417	13.55%
Pike County	12,823	15,552	2,729	21.28%
Schuylkill County	42,526	39,845	-2,681	-6.30%
Wayne County	12,805	12,716	-89	-0.70%

Sources: U.S. Census Bureau; “Census 2000 Summary File 1 (SF 1), Table GCT-P5. Age and Sex: 2000;” <<http://factfinder.census.gov>> and U.S. Census Bureau Population Estimates Program; <<http://eire.census.gov/popest/estimates.php>>.

Table 5, on the next page, indicates that the nation, state, region and all of the counties in the region had large percent increases in people who are between the ages of 45 and 64. Pike and Monroe counties led the way with a 29.46 percent and 29.12 percent increase, respectively. As a result of the migration of people, many of whom could be people who had left when they were in their twenties and thirties, the percent increases indicated in the table are occurring at the state, regional and county levels.

Table 5. Population 45 to 64 Years of Age for the United States, Pennsylvania and Northeastern Pennsylvania Counties, 2000 and 2005.

Area	April 1, 2000 Census	July 1, 2005 Estimate	Change	Percent Change
United States	61,952,636	72,837,806	10,885,170	17.57%
Pennsylvania	2,836,657	3,275,512	438,855	15.47%
Northeastern Pennsylvania	233,118	267,760	34,642	14.86%
Carbon County	14,241	16,566	2,325	16.33%
Lackawanna County	50,018	55,503	5,485	10.97%
Luzerne County	76,646	84,757	8,111	10.58%
Monroe County	32,626	42,128	9,502	29.12%
Pike County	11,633	15,060	3,427	29.46%
Schuylkill County	35,754	39,964	4,210	11.77%
Wayne County	12,200	13,782	1,582	12.97%

Sources: U.S. Census Bureau; “Census 2000 Summary File 1 (SF 1), Table GCT-P5. Age and Sex: 2000;” <<http://factfinder.census.gov>> and U.S. Census Bureau Population Estimates Program; <<http://eire.census.gov/popest/estimates.php>>.

Table 6. Population 65 Years of Age and Over for the United States, Pennsylvania and Northeastern Pennsylvania Counties, 2000 and 2005.

Area	April 1, 2000 Census	July 1, 2005 Estimate	Change	Percent Change
United States	34,991,753	36,790,113	1,798,360	5.14%
Pennsylvania	1,919,165	1,892,847	-26,318	-1.37%
Northeastern Pennsylvania	177,419	169,682	-7,737	-4.36%
Carbon County	10,866	10,603	-263	-2.42%
Lackawanna County	41,542	38,161	-3,381	-8.14%
Luzerne County	62,740	57,488	-5,252	-8.37%
Monroe County	17,036	18,874	1,838	10.79%
Pike County	7,017	8,080	1,063	15.15%
Schuylkill County	29,866	27,493	-2,373	-7.95%
Wayne County	8,352	8,983	631	7.56%

Sources: U.S. Census Bureau; “Census 2000 Summary File 1 (SF 1), Table GCT-P5. Age and Sex: 2000;” <<http://factfinder.census.gov>> and U.S. Census Bureau Population Estimates Program; <<http://eire.census.gov/popest/estimates.php>>.

Table 6, above, indicates that there were increases in the United States, Monroe, Pike and Wayne counties in the number of people who are at least age 65. In Pike, Monroe and Wayne counties, there were percent increases of 15.15 percent, 10.79 percent and 7.56 percent, respectively. These increases occur as a result of migration of people into the area and some of these people could be converting their vacation homes into primary residences. On the other hand, the decline in the population could be a result of people leaving for areas that are more appealing to them for retirement.

Income

Table 7, below, provides a comparison of 1999 and 2004 per capita personal income for the nation, state, region and each of the seven counties in the region. Per capita personal income information from the Bureau of Economic Analysis was used instead of per capita income information from the Census Bureau because per capita income is only available every ten years. Carbon and Luzerne counties had 21.39 percent and 20.86 percent increases in per capita personal income, which exceeded the nation, state and region percent increases of 18.29 percent, 19.24 percent and 18.49 percent, respectively. Wayne County had a percent increase of 18.78 percent, which exceeded the percent increase of the United States and Northeastern Pennsylvania. Finally, all of the percent increases exceeded the inflation rate for the period, which was 13 percent.

Table 7. Per Capita Personal Income for the United States, Pennsylvania and Northeastern Pennsylvania Counties, 1999 and 2004.

Area	1999	2004	Change	Percent Change
United States	\$27,939	\$33,050	\$5,111	18.29%
Pennsylvania	\$27,937	\$33,312	\$5,375	19.24%
Northeastern Pennsylvania	\$23,525	\$27,874	\$4,349	18.49%
Carbon County	\$22,386	\$27,175	\$4,789	21.39%
Lackawanna County	\$25,249	\$29,836	\$4,587	18.17%
Luzerne County	\$24,132	\$29,167	\$5,035	20.86%
Monroe County	\$22,819	\$26,378	\$3,559	15.60%
Pike County	\$22,273	\$25,415	\$3,142	14.11%
Schuylkill County	\$21,761	\$25,779	\$4,018	18.46%
Wayne County	\$21,855	\$25,959	\$4,104	18.78%

Sources: U.S. Bureau of Economic Analysis; “Regional Economic Information System, Regional Economic Accounts, Local Area Personal Income, Table CA1-3;”
<http://www.bea.gov/bea/regional/reis>.

According to Table 8, on the next page, Carbon County had the highest percent increase in median household income with 10.34 percent and it was followed by Pike County with a 9.78 percent increase and Wayne County with a 7.19 percent increase. These three counties exceeded the percent increases for the nation, which was 3.15 percent, the state, which was 7.10 percent, and the region, which was 7.02 percent. Finally, only Carbon County had a percent increase that exceeded the rate of inflation for the period, which was 10 percent.

Table 8. Median Household Income for the United States, Pennsylvania and Northeastern Pennsylvania Counties, 1999 and Estimated for 2003.

Area	1999	2003 Estimated	Change	Percent Change
United States	\$41,994	\$43,318	\$1,324	3.15%
Pennsylvania	\$40,106	\$42,952	\$2,846	7.10%
Northeastern Pennsylvania	\$37,281	\$39,898	\$2,617	7.02%
Carbon County	\$35,113	\$38,745	\$3,632	10.34%
Lackawanna County	\$34,438	\$36,632	\$2,194	6.37%
Luzerne County	\$33,771	\$35,448	\$1,677	4.97%
Monroe County	\$46,257	\$48,271	\$2,014	4.35%
Pike County	\$44,608	\$48,972	\$4,364	9.78%
Schuylkill County	\$32,699	\$34,684	\$1,985	6.07%
Wayne County	\$34,082	\$36,533	\$2,451	7.19%

Sources: U.S. Census Bureau; “Census 2000 Summary File 3 (SF 3), Table P53. Median Household Income in 1999;” <<http://factfinder.census.gov>> and U.S. Census Bureau Small Area Income and Poverty Estimates Program; <<http://www.census.gov/cgi-bin/saie/saie.cgi>>.

Civilian Labor Force

The civilian labor force of any economy is made up of non-military residents who are employed plus non-military residents who are unemployed, but are actively seeking employment. According to Table 9, below, the civilian labor force of Northeastern Pennsylvania averaged 493,900 in 2005. This was up from the 2003 average of 460,900. Percentage wise, the size of Northeastern Pennsylvania’s civilian labor force increased at the rate of 7.16 percent between 2003 and 2005. During this same period, Pennsylvania’s increased by 1.98 percent and the United States’ grew by 1.92 percent. Lackawanna County, with a 0.28% increase, and Luzerne County, with an increase of 1.47%, were the only two counties that had a percent change that did not exceed Pennsylvania’s and the United States’.

Table 9. United States, Pennsylvania and Northeastern Pennsylvania County Civilian Labor Force, 2003 - 2005.

Area	2003	2005	Change	Percent Change
United States	146,510,000	149,320,000	2,810,000	1.92%
Pennsylvania	6,170,000	6,292,000	122,000	1.98%
Northeastern Pennsylvania	460,900	493,900	33,000	7.16%
Carbon County	27,700	30,500	2,800	10.11%
Lackawanna County	105,900	106,200	300	0.28%
Luzerne County	156,400	158,700	2,300	1.47%
Monroe County	61,000	77,800	16,800	27.54%
Pike County	22,800	24,900	2,100	9.21%
Schuylkill County	66,000	71,000	5,000	7.58%
Wayne County	21,100	24,800	3,700	17.54%

Source: Commonwealth of Pennsylvania; Department of Labor and Industry; Center for Workforce Information and Analysis; PA Workstats; <<http://www.paworkstats.state.pa.us>>

Total Employment

Table 10, below, indicates that employment in Northeastern Pennsylvania in 2005 consisted of 465,700 residents. This was up 7.93 percent from the 431,500 average for 2003. During this period, Pennsylvania’s employment increased by 2.64 percent and the United States’ rose by 2.90 percent. Lackawanna County, with a 0.20% increase, and Luzerne County, with an increase of 1.77%, were the only two counties that had a percent change that did not exceed Pennsylvania’s and the United States’.

Table 10. United States, Pennsylvania and Northeastern Pennsylvania County Employment, 2003 - 2005.

Area	2003	2005	Change	Percent Change
United States	137,736,000	141,730,000	3,994,000	2.90%
Pennsylvania	5,826,100	5,980,000	153,900	2.64%
Northeastern Pennsylvania	431,500	465,700	34,200	7.93%
Carbon County	25,400	28,700	3,300	12.99%
Lackawanna County	100,200	100,400	200	0.20%
Luzerne County	146,700	149,300	2,600	1.77%
Monroe County	56,500	73,600	17,100	30.27%
Pike County	21,600	23,500	1,900	8.80%
Schuylkill County	61,100	66,600	5,500	9.00%
Wayne County	20,000	23,600	3,600	18.00%

Source: Commonwealth of Pennsylvania; Department of Labor and Industry; Center for Workforce Information and Analysis; PA Workstats; <<http://www.paworkstats.state.pa.us>>

Total Unemployment

According to Table 11, on the next page, the unemployment of Northeastern Pennsylvania averaged 28,000 in 2005. In comparison to the 2003 unemployment of Northeastern Pennsylvania of 29,300 people, there was a decrease of -1,300 people. Percentage wise, Northeastern Pennsylvania’s unemployment fell at the rate of -4.44 percent between 2003 and 2005. During this same period, Pennsylvania’s decreased by -9.28 percent and the United States’ fell by -13.48 percent.

Unemployment Rate

The rate of unemployment in Northeastern Pennsylvania, as indicated in Table 12, also on the next page, averaged 5.7 percent in 2005 as compared with 6.4 percent in 2003. Pennsylvania’s rate decreased by -0.6 percentage points, going from 5.6 percent to 5.0 percent, while the United States’ rate decreased by -0.9 percentage points, going from 6.0 percent to 5.1 percent. The percent change in the unemployment rate also decreased in Carbon, Luzerne, Monroe and Schuylkill counties. Lackawanna County did not have any percent change. Percentage wise, Northeastern Pennsylvania’s unemployment rate fell at the rate of -10.94 percent between 2003 and 2005. During this same period, Pennsylvania’s fell by -10.71 percent and the United States’ fell by -15.00 percent.

Table 11. United States, Pennsylvania and Northeastern Pennsylvania County Unemployment, 2003 - 2005.

Area	2003	2005	Change	Percent Change
United States	8,774,000	7,591,000	-1,183,000	-13.48%
Pennsylvania	343,900	312,000	-31,900	-9.28%
Northeastern Pennsylvania	29,300	28,000	-1,300	-4.44%
Carbon County	2,300	1,800	-500	-21.74%
Lackawanna County	5,700	5,800	100	1.75%
Luzerne County	9,700	9,400	-300	-3.09%
Monroe County	4,500	4,100	-400	-8.89%
Pike County	1,100	1,400	300	27.27%
Schuylkill County	4,900	4,300	-600	-12.24%
Wayne County	1,100	1,200	100	9.09%

Source: Commonwealth of Pennsylvania; Department of Labor and Industry; Center for Workforce Information and Analysis; PA Workstats; <<http://www.paworkstats.state.pa.us>>

Table 12. United States, Pennsylvania and Northeastern Pennsylvania County Unemployment Rate, 2003 - 2005.

Area	2003	2005	Change	Percent Change
United States	6.0%	5.1%	-0.9	-15.00%
Pennsylvania	5.6%	5.0%	-0.6	-10.71%
Northeastern Pennsylvania	6.4%	5.7%	-0.7	-10.94%
Carbon County	8.2%	5.9%	-2.3	-28.05%
Lackawanna County	5.4%	5.4%	0.0	0.00%
Luzerne County	6.2%	5.9%	-0.3	-4.84%
Monroe County	7.3%	5.3%	-2.0	-27.40%
Pike County	5.0%	5.5%	0.5	10.00%
Schuylkill County	7.4%	6.1%	-1.3	-17.57%
Wayne County	5.3%	4.9%	-0.4	-7.55%

Source: Commonwealth of Pennsylvania; Department of Labor and Industry, Center for Workforce Information and Analysis; PA Workstats; <<http://www.paworkstats.state.pa.us>>

CHAPTER 2

EVENTS IN NORTHEASTERN PENNSYLVANIA FROM JULY 2005 TO JUNE 2006

This chapter describes the events in terms of businesses opening, expanding, contracting or closing in the region at the county level.

Carbon County

A major proposed development activity moved forward in the past year. Packerton Yards is located in Mahoning Township and Lehighon Borough, Carbon County, Pennsylvania. The site, which is owned by Carbon County and was purchased for \$350,000 in 2005, consists of approximately 59 acres that were formerly used as a rail yard. Thirteen of those acres will be retained for open-space and recreational use. The redevelopment of this site will focus on the establishment of a Business Park which will attract value-added businesses to Carbon County. The county has been awarded a \$175,000 Business in Our Sites Planning Grant for a Phase III Environmental Assessment as well as for preliminary engineering work. A Phase I – Environmental Site Assessment and Phase II – Site Characterization had previously been performed. In order to redevelop this site, grant assistance is necessary for infrastructure development including roadways, a sanitary sewer collection system, a water distribution system and a public gas distribution system. A private developer has already expressed interest in constructing a shell building at this site. The number of new jobs which are projected to be established at the site is 368 and the projected economic activity is in excess of \$64 million. As a result of its location, Packerton Yards is viewed as an ideal location to attract higher value, market-based private sector investment to Carbon County. This investment would promote productivity and innovation, which would result in higher wage employment opportunities for the residents of Carbon County.

There was also considerable investment in and near the South Carbon Business Park, which is located in Lower Towamensing Township. Architectural Polymers officially opened their facility in the past year. This business received financing through the Carbon County Economic Development Corporation and the Northeastern Pennsylvania Alliance. Structural Metal Fabricators also opened their facility in this privately-owned industrial park and they now employ approximately 70 individuals.

Paules Metal Works, a metal fabricating company in Palmerton Borough, has expanded their facility by 7,500 square feet. In the process they added 10 jobs to their 15 existing jobs. The Northeastern Pennsylvania Alliance provided a loan for this project.

BTM, Inc., formerly a partnership called Beers Tooling and Machining, is a tooling firm in Jim Thorpe Borough. They received a machinery and equipment loan from the Northeastern Pennsylvania Alliance for the purpose of retaining their 25 employees and making them more proficient, efficient and skilled within their industry. This loan has funded their improvement in technology which maintains their competitiveness and expands their customer base.

Lackawanna County

Taylor Colliery, a 150-acre site near downtown Taylor Borough that had been used both for industrial and mining activities, will be redeveloped into a combination of housing and commercial sites. The commercial development will range from 187,000 to 626,000 square feet and the plan is expected to bring at least 250 new jobs to the borough.

Southern Union, an energy company, will close its Scranton headquarters which had the potential of creating 100 high-paying jobs.

Governor Edward G. Rendell announced that about \$6 million in grants, loans and tax credits will be used in both expanding existing businesses and starting new businesses in Lackawanna County.

Millennium Multimedia, Inc., a company that specializes in point of sale displays, mailers, audio books and software, will have 300 jobs within three years at their new facility in Carbondale.

Master Halco, a chain-link fence maker, leased a new facility in Scranton and created 175 new jobs, which will be added to its existing 43 jobs.

Bazzini Holdings, Inc., a New York City-based candy maker, plans to expand operations at its Moosic site and will be adding 30 jobs in the process.

Armor Holdings will relocate from a 60,000 square foot facility in Dunmore to a 100,000 square foot building in Jessup. This is needed in order to increase their workforce from 200 to 400 people.

UPS Supply Chain Solutions will add 68 jobs to its 317-employee workforce in Throop, which handles billing for the company.

Noble Biomaterials, Inc., a Scranton-based maker of silver-coated fiber, will add 53 jobs as it meets global demand from medical firms and clothing makers.

PA Paper and Supply Company, Inc. will add 46 jobs as it renovates its Scranton facility and installs new equipment.

A 23-acre office park near downtown Scranton, the Mount Pleasant Corporate Center, has engineering work started by the Scranton Lackawanna Industrial Building Company (SLIBCO). Six buildings, with three of them at least 50,000 square feet, will be constructed at a cost of approximately \$27 million.

Abandoned strip mine sites, which consist of 1,300 acres in the up-valley area of Lackawanna County, will be converted into the Valley View Business Park by SLIBCO. The project will create 5,000 jobs over the next several years.

In January 2006, the Community Medical Center in Scranton laid off a handful of employees in its radiology department because of a decline in its imaging workload.

The former Tredegar Building in Carbondale, a 76,666 square foot building on eight acres, will have a new manufacturer located there. Dennii Development Corporation, LLC, a holding company with businesses in the container distribution and sewing industries, will conduct sewing and distribution operations for healthcare and military apparel at the facility.

Versacold is constructing a cold storage facility in Covington Industrial Park, creating 230 jobs with most of them starting at \$12.50 per hour.

Compression Polymers Holdings purchased a facility in Scranton and plans to add 200 jobs. The primary product that is being manufactured at the facility is a plastic trim board that has the properties of wood.

A high-end retail shopping center, The Shoppes at Montage, is slated for opening by late 2006 to early 2007. At full build-out, there will be 2,000 new jobs at the 320,000 square-foot facility.

Wisconsin-based WS Packaging, Inc. announced plans to close the former Renaissance Mark print shop in Olyphant, leaving 38 people without jobs.

Lackawanna County is constructing a new \$18 million Emergency Management Service Center (911 Center) in Phase I of the Valley View Business Park.

Union Corrugating leased a facility in the Mid-Valley Industrial Park for its metal roof and shingle fabricating business that will create 25 new jobs.

Process Technologies is constructing a new cosmetics manufacturing facility in the Scott Technology Park that will add 22 new jobs to its current 88 jobs.

Luzerne County

Hazleton Area

The Hazleton Municipal Airport, located on 450 acres of city-owned land in Hazle Township, received a \$1.9 million grant that was 95 percent funded by the Federal Aviation Administration and the remainder coming from the PennDOT Bureau of Aviation. This will provide an incentive for businesses to locate on the 196 acres of land that are adjacent to the airport.

Archer Daniels Midland Co. has announced that it will be locating a \$95 million cocoa processing plant that will employ more than 210 people at the Humboldt Industrial Park - North. The local plant will grind cocoa beans into liquids and powders.

During reorganization, the Greater Hazleton Health Alliance eliminated approximately 20 non-nursing positions because of “the level of patient volumes” recorded over the last few months.

Coca-Cola has announced that they will be producing a non-carbonated beverage at a facility that will be constructed on a 65-acre parcel in Humboldt Industrial Park - North in Hazle Township.

PennSummit Tubular, a leading manufacturer of steel poles for the nation's wireless communications, electric utility and lighting industries, will be expanding their West Hazleton manufacturing operations by 70,000 square feet, which will create and retain a total of 186 jobs. Partial funding for the expansion was acquired from State and Luzerne County funds.

There has been a considerable amount of site development activity in Humboldt Industrial Park. Humboldt Northwest, an industrial park site consisting of 336 acres, is going through preliminary design and is slated for reclamation activity; Humboldt Station, a 28-acre site at the interchange of SR 924 and Interstate 81, is being developed for commercial use and is expected to generate 200 new jobs; Humboldt West, an industrial park site consisting of 550 acres, is fully developed and Humboldt North, an industrial park site consisting of 700 acres, is developed and currently being marketed to prospects.

Also in the Hazleton area, plans are underway at the northeast corner of the SR 924 and Interstate 81 interchange for the Cranberry Creek Gateway Park Project, a non-industrial, community project that will seek to reclaim 366 acres of mine-scarred lands. The project has been designated a pilot site deemed by the Mine Scarred Lands Working Group, a partnership formed by six Federal Agencies looking to develop reclamation solutions to greyfields. The project is currently engaged in a market assessment/feasibility study to determine the highest and best use of the land.

Bucilla Corporation, a manufacturer of counted and stamped cross-stitch kits, has left the Humboldt Industrial Park and relocated its manufacturing and distribution capabilities to Atlanta, Georgia. As a result, 55 people lost their jobs.

Gonnella Frozen Products, a Chicago-based manufacturer of frozen bakery products, will build a 100,000 square foot production and distribution facility for frozen bread dough that will serve the entire East Coast. The plant, which will be located on a 17-acre site in Humboldt North, will invest \$34 Million and will create 72 jobs.

Weston Foods closed their Boboli manufacturing facility in Hazleton, leaving 130 people looking for employment.

EAM Mosca, a plastic stripping manufacturer, has recently expanded its facility in Valmont Industrial Park. The project, which will cost \$3.7 million, will create 15 new full-time jobs and retain 80 employees.

Haworth Press laid off 12 people at its Hazleton facility.

Wilkes-Barre Area

Economic Development Projects

Efforts to implement a comprehensive downtown revitalization continued through the reporting period:

In December 2005, the PA Department of Labor & Industry opened a new three-story, 70,000 square foot office building in Downtown Wilkes-Barre to house the operations of the department's Bureau of Disability Determination, as well as a district office for the Department of Revenue. The \$8.4 million project relocated over 200 state employees into Downtown Wilkes-Barre from the suburbs.

In late June 2006, the \$30 million Northampton & Main mixed-use project opened in Downtown Wilkes-Barre. The project, which is anchored by a 14-screen multiplex movie theater, also includes 30,000 square feet of ground-floor retail, 30,000 square feet of upper-story loft space, and an 85-car parking garage. Project funding included roughly \$10 million in equity from the Greater Wilkes-Barre Chamber; \$10 million in public funds; and \$10 million in debt from a local bank consortium. The project is expected to create over 100 jobs.

In spring 2006, King's College and Wilkes University announced that they are working on a plan to combine their campus bookstore operations into a single "academic superstore" location at The Innovation Center @ Wilkes-Barre; a formal announcement is expected during the third quarter of 2006.

A multitude of economic development initiatives were also underway outside of Downtown Wilkes-Barre during the same period:

A new and expanded passenger terminal opened at the Wilkes-Barre/Scranton International Airport, which is located between Wilkes-Barre and Scranton in the Pittston area and serves the entire region, on May 25, 2006. The attractiveness of a new terminal is ideal for the attraction of firms to the region. In 2005, 221,243 passengers utilized the airport, giving the facility its best year for passenger boarding since 2000. This was an improvement of 10 percent over 2004 and 22 percent over 2003. There are currently 43 employees at the airport and according to media reports, the economic impact of the airport on the area is \$139 million.

The new owners of Pocono Downs in Plains Township – the Mohegan Tribal Gaming Authority – unveiled a \$47 million renovation and expansion plan, encompassing a 1,000-machine temporary slot machine parlor linked to an enclosed grandstand. This will be followed by the construction of a 400,000 square foot casino and entertainment complex, to cost \$140 million to \$160 million. The Authority had previously purchased the Pocono Downs harness racetrack in Plains Township and five off-track wagering facilities in Pennsylvania from Penn National Gaming for \$280 million.

The Greater Wilkes-Barre Chamber began construction on Phase II of the Hanover Crossings

Business Park in Hanover Township, opening up an additional 65 acres of the park to light industrial and office users. Hanover Crossings was created in response to the success of its popular older neighbor, Hanover Industrial Estates, which is rapidly approaching full occupancy. All phases of this "high-end" park feature state-of-the art telecomm infrastructure, dual-feed electricity, extensive landscaping and building standards that deliver a superior work environment.

Redevelopment of the Huber III Breaker site, an 82-acre site in Hanover Township, will commence as a result of Earth Conservancy receiving \$2.47 million in grants and loans from the Pennsylvania Department of Community and Economic Development's Business in Our Sites program. A total of 250 jobs are expected to be created once the project is at full build-out. The Northeastern Pennsylvania Alliance had a role in securing the funding for this project.

Also in Hanover Township, there will be a 300,000 square foot retail center on a 55-acre site at the intersection of Middle Road and the South Cross Valley Expressway. Earth Conservancy requested a zoning change from light manufacturing to highway commercial and it was approved. The project will create approximately 1,500 jobs and is tentatively scheduled to open in two years.

Job Creation Activity

Mission Foods, one of the largest tortilla manufacturers in the United States, began producing tortilla chips, taco shells and tostadas at its 110,000 square-foot manufacturing facility in Crestwood Industrial Park. With an approximate \$33 million investment in the community, Mission Foods expects to create 232 jobs at this facility within three years. In addition to the 232 direct jobs created, 106 indirect and induced jobs would be created in Luzerne County.

Cardinal Glass Industries opened the first phase of a 200,000 square foot insulating glass manufacturing facility at the Crestwood Industrial Park. The facility, which is expected to employ 150 people by the end of its third year, will be developed in two phases. Phase I will be the establishment of a custom tempering operation, while Phase II will include the development of an insulating glass manufacturing line.

Sallie Mae, a student loan lender, announced in October 2005 that it would add 150 information processing jobs to its existing 700-person Hanover Township loan processing center before the end of 2006. The new positions will offer an average salary of approximately \$80,000 a year, contributing nearly \$11 million in salaries and benefits annually to the Greater Wilkes-Barre Area.

Air Products, a manufacturer of equipment used to convert natural gas into a liquid for transportation purposes, has announced that they will be increasing the size of their Hanover Township plant by 33 percent, resulting in the creation of an additional 60 positions.

Four Daughters, a manufacturer of custom high-end architectural woodwork, relocated its operations from New York City to Kingston Borough, during the third quarter of 2005. The new facility employs 60 people.

American Steel Carports, Inc. announced that it will be opening a manufacturing facility in the City of Wilkes-Barre. At full capacity, which will be within a year, the facility will employ 40 to 50 people. In addition to steel carports, the company will manufacture steel buildings, mini storage units and portable hunting blinds.

In August 2005, Travelocity expanded its Sales and Customer Care Center operation into a new state-of-the-art facility in Hanover Industrial Estates, adding 40 new jobs and retaining 330 existing employees.

In spring 2006, RJH Express, Inc. announced that it was opening a new operation in the former Mountaintop Manufacturing facility in the Crestwood Industrial Park. The residential distribution company is expected to create 25 new jobs at full capacity.

Job Loss Activity

HealthNow, a Medicare claims processor, relocated from Nanticoke to Dallas before announcing the closure of their local operation due to the loss of a contract. During the first quarter of 2006, 163 people lost their jobs.

L. F. Brands, a clothing manufacturer, closed its Laflin Borough distribution center, leaving 110 people without jobs.

Comfort Designs, a Wilkes-Barre manufacturer of high-end contemporary upholstery and metal furniture, announced in June 2006 that it would be shutting its doors after 34 years, citing rising costs of raw materials, competition from imports and a flat business environment. Comfort Designs employed 100 people as late as 2005.

The Social Security Data Operations Center in Wilkes-Barre announced a layoff of 77 jobs.

Panacea Consulting in Plains Township announced a layoff of 67 jobs.

Mountaintop Manufacturing in Mountain Top announced that it would be closing its plant, leaving 25 people unemployed.

Blue Cross of Northeastern Pennsylvania has announced that seven Information Technology jobs have been cut.

Pittston Area

Development of CenterPoint Commerce and Trade Park East, a 377-acre abandoned mining site in Jenkins Township, will commence as a result of the Greater Pittston Chamber of Commerce receiving \$10 million in grants and loans from the Pennsylvania Department of Community and Economic Development's Business in Our Sites program. A total of 2,422 jobs are expected to be created once the project is at full build-out, which will consist of 13 buildings ranging from 20,000 to 1,000,000 square feet. Eventually, the CenterPoint Commerce and Trade Park will

have a north, south and west area and the total amount of land that is expected to be developed is 860 acres.

The United States Department of Commerce Economic Development Administration (EDA) has approved a joint application with the Greater Pittston Chamber of Commerce, the Luzerne County Redevelopment Authority, the Duryea Borough Sewer Authority and the Borough of Duryea for an EDA investment. This \$950,000 investment, which includes a \$200,000 supplemental grant from the Appalachian Regional Commission (ARC), supports infrastructure improvements for the development of the Duryea Industrial Park in Luzerne County. This investment is expected to attract \$47.3 million in private investment and create 316 new jobs. The federal grant completes a funding package that includes a Business in Our Sites Loan and Grant from the Commonwealth Financing Authority in the amount of \$1,183,650 and a Safe Water Grant from the Pennsylvania Department of Environmental Protection (DEP) for \$50,000.

Company-wide cuts have resulted in as many as 15 workers losing their jobs at Pittston's U.S. Foodservice facility.

Monroe County

Nadig, a Stuttgart, Germany stair-building company, has located in the East Stroudsburg University's Center for Research and Economic Development Business Accelerator. It employs four people.

Tobyhanna Army Depot, an electronics repair facility that serves the U.S. military, has announced that they will be hiring 600 people for new positions. Having survived possible closure by the Base Realignment and Closure Commission, the facility is slated to expand by both new hires and by the transfer of personnel from other similar existing facilities that are located in other parts of the country.

Sanofi Pasteur was awarded a \$100 million contract by the U.S. Department of Health and Human Services in order to manufacture an avian flu vaccine in bulk concentrate form.

Defense Support Services, LLC, a subcontractor at Tobyhanna Army Depot, announced that they have let 77 people go.

Arcadia Properties, LLC, will target manufacturers, distributors and technology operators to Arcadia North Business Park, a new site that will be developed by the Pocono Mountains Economic Development Corporation. There will be 3,000 to 3,500 jobs created in the business park. The Pocono Mountains Economic Development Corporation received \$9.7 million from the Pennsylvania Business in Our Sites program for the Arcadia North Business Park in Coolbaugh Township. The funding, which consists of a \$2.8 million grant and a \$6.8 million loan, will be used for infrastructure development.

The Penn Regional Business Center, a 350,000 square-foot office building that is in the planning stages, is slated to be located near Marshall's Creek in eastern Monroe County. However, actual

occupation may not occur for several years due to construction, which is scheduled to commence in 2008. This project has been approved for a \$2 million grant and \$3 million loan from PennWorks along with Business in Our Sites funds of a \$1.6 million grant and a \$1.7 million loan.

The Pocono Mountains Economic Development Corporation received a \$225,000 grant from the Ben Franklin Technology Development Authority for the Tri-County Technology Infrastructure project that will improve access to broadband in Monroe, Northampton and Pike counties.

The Pennsylvania Industrial Development Authority approved loans for two expansion projects. Vigon International in East Stroudsburg and Parker Realty Company, on behalf of industrial occupant, MegaPhase LLC, will create/retain almost 100 total jobs between them.

The Pocono Ecoindustrial Park, Inc. has purchased Lot 14 in the Pocono Mountains Corporate Center South to construct a 40,000 square foot manufacturing and distribution center for recycled products. This project will create approximately 50 “green” jobs in Coolbaugh Township, Monroe County.

Pike County

In Milford Township, several office buildings have been constructed. They are locations for a Certified Public Accounting firm, a Custom Builders firm, several Doctors and Dentists, an Engineering Firm, a Pharmacy and a Mortgage Company.

In the historic district of Milford Borough, the historic Hotel Fauchere underwent a \$3.5 million restoration and renovation. The hotel and restaurant are expected to create 20 jobs in the process.

Construction is nearly complete on the new \$4 million visitor’s information center with parking facilities at Grey Towers National Historic Landmark, overlooking Milford.

Wal-Mart expanded to Super Wal-Mart next door to the main campus of the Delaware Valley School District in Westfall Township. An area of 117,000 square feet was added to the facility and 110 new jobs were created by the project which opened in January 2006.

In western Pike County, 200 new jobs were created with the opening of The Lodge at Woodloch Spa. The facility is 99,000 square feet and capital investment is over \$30 million.

A plastics manufacturer has purchased the former Swiss Maid manufacturing facility in Greentown. Once the renovations are completed, there will be 25 new jobs at the facility.

In the southern end of the county, the Dime Bank opened a branch in Delaware Township. The capital investment exceeded \$1.5 million and there are seven employees.

A new development, Highland Village, has been proposed in Lehman Twp. It will include 5,700 homes, 40% of them age restricted, and will preserve 50% of the 2,225 acres as open space. The project surrounds the Mountain Laurel Center for the Performing Arts and features 750,000 square feet of commercial space including a grocery store, which the community is currently without, and medical facilities. This project is currently undergoing permitting.

Pocmont Resort and Conference Center in Lehman Township was the recipient of a \$175,000 First Industries Tourism Planning Grant. The grant will be used for infrastructure improvement studies including water, wastewater, stormwater, and energy and site development to support an additional 125 rooms with condominiums.

The County of Pike made an investment of nearly \$1 million in Information Technology equipment for its various county properties. In conjunction with Blue Ridge Communications, that investment was used to leverage a multi-million dollar investment from PenTeleData in broadband infrastructure deployment throughout the county, including dual fiber redundancy past the Pike County Business Park, and Wi-Fi hot spots. Estimated total completion of the project is the end of 2006.

Schuylkill County

Economic development officials are exploring the possibility of having an ethanol distillery being constructed in the county. There would be 50 jobs and annual salaries for skilled employees would be between \$40,000 and \$60,000. Local farmers would reap benefits as a result of the distillery because it would provide an additional outlet for their corn and as a result, the price of corn would increase. Construction cost is estimated to be \$230 million.

Home Depot is scheduled to locate a store in Saint Clair Borough, near Wal-Mart.

The Wal-Mart Distribution Center in the Highridge Industrial Park will be opening its dry grocery products section sometime during summer 2006. There will be 400 jobs once this section is opened. Once the perishable section opens in spring 2007, there will be an additional 300 jobs at the center. Each section will be 450,000 square feet. Starting hourly wages are expected to be \$13 for both labor and distribution positions.

Wal-Mart has also announced that it will be opening a 155,000 square-foot store near Hometown, in Rush Township. The store may open by January 2007 and there would be about 350 people employed at the location. The store will also be a part of 203,000 square feet of additional retail space. Consequently, the total retail space at the site will be 358,000 square feet.

The Union Station Intermodal Center, a transportation hub that is slated for location in Pottsville, received \$2.5 million from the U.S. Senate Appropriations Committee. There is also the possibility of an additional \$1.6 million in funding coming from the U.S. House of Representatives.

Everlast Plastic Lumber, Inc., a manufacturer of products that have a wood-like appearance from recycled plastic that is located at Auburn in southern Schuylkill County, received a \$500,000 grant from the state to be used for purchasing new equipment that will increase production and add to the 12 jobs that are currently there.

MAG Development plans to construct a new 10,000 square foot flex building in the Tidewood East Industrial Park.

Wegmans Food Markets has moved into a 300,000 square foot dry goods distribution center in the Highridge Industrial Park and 200 people are employed at the facility. When the facility is entirely completed, there will be 500 jobs on-site.

Keystone Potato Products has announced that they will be expanding their facility in Frailey Township to include fresh-cut potato products in addition to their potato flake processing operation. As a result of the expansion, there will be an additional 20 full-time positions.

Quality Stone Veneer is now operating a facility that manufactures stone face veneers cast from molds of quarry stone. There will be 40 new jobs created at the facility in Tower City, Porter Township, over the next three years.

In Pine Grove Township, Pleasant Valley Modular Homes is operating in a new 116,000 square foot modular home manufacturing facility. As of October 2005, the firm has hired more than 135 new employees.

International Bedding Corporation is adding more manufacturing jobs to the Schuylkill County economy when they leased an additional 60,000 square feet of space in a facility that is located in the Frackville Business Park.

Wayne County

The Sterling Business Park in Sterling Township continues to evolve. Pad-ready sites for prospective employers will soon be developed. The 252-acre park has preliminary subdivision approval and is designed for 23 parcels ranging from three to thirty acres. Traffic impact studies are completed and the property was cleared for endangered species. Two Pennsylvania Department of Environmental Protection permits have been approved – National Pollutant Discharge Elimination System (NPDES) and Erosion & Sedimentation – and a sewer planning module was submitted to the township. Once the sewer module is approved, infrastructure construction will commence.

The Wayne Economic Development Corporation (WEDCO) received two grants: \$1,040,000 from the U.S. Department of Commerce Economic Development Administration and \$150,000 from the Appalachian Regional Commission. Both will be used for development of the first phase of the Sterling Business Park project, which includes site preparation, access and interior road improvements, and utilities construction such as central sewer collection and treatment, central water supply and distribution, storm water collection, power and fiber optics used in

communication. The grants supplement \$4,550,000 received from the Commonwealth through the Business in Our Sites Program. PPL Utilities also contributed \$23,000 towards the project and those funds will be used for paying some of the accrued interest from the financing of the project. At full build-out, there will be an estimated 1,200 jobs. Construction is anticipated to begin in early 2007.

Ideal Steel Supply Corporation entered into an agreement with the Lackawaxen-Honesdale Shippers Association to build a steel distribution hub at Palmyra Business Park. The project will create 65 jobs and the local railroad will be preserved. WEDCO, in conjunction with the Wayne Industrial Development Authority (WIDA), is managing the restoration of the railroad trestle that was washed out in April 2005. WIDA received an \$880,005 grant from the Pennsylvania Department of Community and Economic Development for this project.

APPENDIX A

**THE BOARD OF DIRECTORS OF THE NORTHEASTERN PENNSYLVANIA
ALLIANCE**

APPENDIX A

THE BOARD OF DIRECTORS OF THE NORTHEASTERN PENNSYLVANIA ALLIANCE

During Fiscal Year 2005 - 2006, the Northeastern Pennsylvania Alliance was guided by a forty-six (46) member Board of Directors, of which forty (40) members had voting capabilities. Members of the Board of Directors represent industries, labor, governments, general businesses, professionals and citizens in each of the seven counties that the Northeastern Pennsylvania Alliance serves. The varied services available from the Northeastern Pennsylvania Alliance are performed by a twenty-seven (27) member professional and administrative staff.

The officers and other board members of the Northeastern Pennsylvania Alliance are from both the private and public sectors. This is exemplified by the following list.

Table A-1. The Board of Directors of the Northeastern Pennsylvania Alliance as of July 1, 2006.

	NAME	COUNTY OR OTHER AFFILIATION	OFFICER (1=YES)	VOTING MEMBER (1=YES)	MINORITY (1=YES)	FEMALE (1=YES)	PUBLIC OFFICIAL (1=YES)	REPRESENTING
1	Artuso, Toni	Carbon		1		1	1	Carbon County Bureau of Economic Development
2	Costello Jr., Stanley	Carbon	1	1			1	All Staffing, Inc
3	O’Gurek, William	Carbon		1			1	Carbon County Board of Commissioners
4	Richards Jr., Ralph	Carbon		1			1	St. Luke’s Miners Memorial Hospital
5	Sebelin, Joseph	Carbon		1			1	Pocono Counties Workforce Investment Area
6	Boam, Gary	Lackawanna		1				Diversified Information Technologies
7	Condron, Philip	Lackawanna		1				Condron & Company
8	McNulty, John	Lackawanna		1			1	PA Department of Labor & Industry
9	Munchak, A.J.	Lackawanna		1			1	Lackawanna County Board of Commissioners
10	Preate Jr., Ernest	Lackawanna	1	1				Levy & Preate
11	Riggi, Vincent	Lackawanna		1				V.S. Riggi, AIA Architects
12	Barrouk, Stephen	Luzerne	1	1			1	Luzerne/Schuylkill Workforce Investment Board
13	Maguschak, Elizabeth	Luzerne		1		1		McNees, Wallace and Nurik, LLC
14	Maher, Paul	Luzerne		1			1	Congressman Paul Kanjorski’s Office
15	Pacyna, Michael	Luzerne		1				PNC Bank
16	Palermo, Donna	Luzerne		1		1		Greater Hazleton Chamber of Commerce
17	Skrepenak, Gregory	Luzerne		1			1	Luzerne County Board of Commissioners
18	Asure, Donna	Monroe		1		1	1	Monroe County Board of Commissioners
19	Canevari, Paul	Monroe	1	1			1	Monroe County Industrial Development Authority
20	Casella, John	Monroe		1			1	Monroe County Career Link
21	Connell, Matthew	Monroe		1			1	Northampton Community College
22	Phillips, Robert	Monroe		1				Pocono Mountains Chamber of Commerce
23	Forbes, Harry	Pike	1	1			1	Pike County Board of Commissioners
24	Gruzesky, Amy	Pike		1		1		Pike County Chamber of Commerce and PIDCO
25	Karpiak, P.J.	Pike		1				Alice’s Wonderland

26	Kerstetter, William	Pike		1				Wayne Bank
27	Wulforth, Peter	Pike		1				Penn State Cooperative Extension
28	Gursky, Micah	Schuylkill		1			1	Office of State Representative David G. Argall
29	Holman, Champ	Schuylkill		1				Office of State Senator James J. Rhoades
30	Quandel Jr., Noble	Schuylkill		1				The Quandel Group, Inc.
31	Schlitzer, Joseph	Schuylkill	1	1				KNBT Higgins Insurance
32	Staudenmeier, Frank	Schuylkill		1			1	Schuylkill County Board of Commissioners
33	Coar, Edward	Wayne		1			1	Wayne County Planning Commission
34	DeYoung, Annetta	Wayne	1	1		1		Wayne County Chamber of Commerce
35	Herzog, Tony	Wayne		1			1	Wayne County Board of Commissioners
36	Redington, Frank	Wayne		1				The Dime Bank
37	Wood, Mary Beth	Wayne		1			1	Wayne County Industrial Development Authority
38	Cervenak, Anna	At-Large		1		1		Verizon
39	Donlin, David	At-Large		1			1	Luzerne/Schuylkill Workforce Investment Board
40	Fahmy, Mahmoud	At-Large		1	1		1	Luzerne County Community College
41	Barber, Charles	Ex Officio						The Luzerne Foundation
42	Box, Jeffrey	Ex Officio						Northeastern Pennsylvania Alliance
43	O'Donnell, W. Kevin	Ex Officio						CAN DO, Inc.
44	Brandwene, Phyllis	Emeritus						Brandwene Marketing
45	Gooch, J. Glenn	Emeritus						Private Citizen
46	Heaney, Thomas	Emeritus						Integrated Capital Services
	TOTALS BASED ON VOTING MEMBERS		7	40	1	7	22	
	% OF TOTAL				2.5%	17.5%	55.0%	

APPENDIX B

**ECONOMIC DEVELOPMENT ADMINISTRATION PROJECT PRIORITY
INVESTMENT LISTING**

APPENDIX B**ECONOMIC DEVELOPMENT ADMINISTRATION
PROJECT PRIORITY INVESTMENT LISTING**

1. **Project Name:** Mount Pleasant Corporate Center

Project Sponsor: Scranton Lackawanna Industrial Building Company (SLIBCO)

Total Cost: \$2,770,240

EDA Funds Requested: \$1,000,000

Project Description:

As an extension of the Scranton Central Business District, this project entails providing infrastructure (including off-site highway improvements, on-site infrastructure, site grading, and building demolition) for a 23-acre site located at the gateway to the City of Scranton. This redevelopment project would reclaim 23 acres of abandoned mine lands to provide an outstanding setting that will offer all the attributes of a suburban development within city limits. Conceptually, the site is conceived as a combination of 150,000 square feet of Class “A” office space within a Keystone Opportunity Zone (KOZ) designated property and 61,600 square feet of commercial/office space. Seventeen of the twenty-three acres are KOZ designated. The proposed subdivision of the parcel aims to maximize the use of buildable land, while addressing anticipated market demand. Projected outcomes include 1,000 new jobs and \$27.6 million in private investment generated.

2. **Project Name:** South Washington Street Parking Garage

Project Sponsor: City of Wilkes-Barre

Total Cost: \$4,850,100

EDA Funds Requested: \$1,000,000

Project Description:

The project involves the construction of a 317-space multi-level parking facility that will be located over a 435-space facility which will be part of the City of Wilkes-Barre’s new Intermodal Transportation Center. The Parking Garage will be utilized, in part, by nearly 800 new and retained high-tech workers who will be located in the corporate headquarters of the Commonwealth Telephone Company, the regional offices of the Pennsylvania Department of Labor and Industry and the newly created Innovation Center @ Wilkes-Barre; all located within close proximity to this project. In addition to these uses, additional parking demand will be

created by the new \$30 million multi-use 14-screen theater/retail/residential/restaurant/entertainment complex being built by South Main Street Redevelopment, LLD.

All in all, this project will support over \$50 million in private/public investment in the Central Business District, as well as over 1,000 jobs.

3. Project Name: Packerton Business Park

Project Sponsor: Carbon County Board of Commissioners

Total Cost: \$2,000,000

EDA Funds Requested: \$1,000,000

Project Description:

Packerton Yards is located in Mahoning Township and Lehighon Borough, Carbon County, Pennsylvania. This site consists of approximately 59 acres that was formerly used as a rail yard. The Carbon County Commissioners are committed to improving the local economy by establishing new opportunities for economic growth through the revitalization of brownfield sites, such as Packerton Yards. Thirteen acres will be retained for open-space and recreational use.

In order to redevelop this site, grant assistance is necessary for infrastructure improvements including roadways, a sanitary sewer collection system, a water distribution system and a public gas distribution system.

Projected outcomes include 368 new jobs and economic activity generated is estimated to be \$64,661,000.

4. Project Name: CAN BE Business Incubator

Project Sponsor: CAN DO, Inc.

Total Cost: \$1,550,000

EDA Funds Requested: \$775,000

Project Description:

Given the strong demand for office incubator space, CAN DO, Inc. plans to partner in a downtown redevelopment project through the expansion of the CAN BE incubator in the Hazleton Downtown Intermodal Center. A private developer will be constructing a new office building connecting the City of Hazleton's Intermodal Project to the CAN DO, Inc. building.

The office building component of the Intermodal Project consists of 18,113 square feet of space on two floors.

CAN DO, Inc. plans to acquire approximately 9,255 square feet of space (second floor) and convert that space for the CAN BE Innovation Center office expansion. This facility has been designated as a Keystone Innovation Zone (KIZ) by the Commonwealth. The remaining space in this facility will also be purchased by CAN DO, Inc.

Projected outcomes include 45 new jobs at full occupancy and 135 new jobs based on graduating incubator tenants every three years over a nine-year cycle. There would also be \$8 million in private investment generated and \$24 million based on graduating incubator tenants every three years over a nine-year period.

5. Project Name: Luzerne County Community College Health Sciences Building

Project Sponsor: Luzerne County Community College (LCCC)

Total Cost: \$14,000,000

EDA Funds Requested: \$1,400,000

Project Description:

The largest industry cluster in Northeastern Pennsylvania is the healthcare industry. This industry cluster provides a large number of higher-wage jobs in the region and it is projected to continue future job growth. The use of higher technology within the industry is also creating the need of better technology training for future healthcare workers. The proposed Health Sciences Building will help meet all of these needs and priorities in Northeastern Pennsylvania.

With increased space, LCCC can increase the number of healthcare workers in the region where currently 90% of the LCCC graduates remain to work in the area. The proposed Health Sciences Building will serve students pursuing associate degrees in Nursing, Surgical Technology, Respiratory Technology, Emergency Medical Services, Dental Hygiene, Dental Assistance, etc. The building will also increase the capability for LCCC to add new programs that would benefit Northeastern Pennsylvania.

6. Project Name: Workforce Development Training Center

Project Sponsor: Northampton Community College

Total Cost: \$3,000,000

EDA Funds Requested: \$1,500,000

Project Description:

The intent of this project is to construct a \$3 million Workforce Development Training Center (WDTC) at Northampton Community College's Tannersville Campus. This 15,000 square foot facility would be focused on providing training for employment opportunities in the fields of financial services (e.g. Cybersecurity), allied health (nursing and biotechnology) and tourism.

The WDTC will facilitate the creation of jobs with family-sustaining wages through the preparation of those entering the workforce or incumbent workers.

According to the Center for Workforce Information and Analysis, Northeastern Pennsylvania will experience growth in all of the three aforementioned business sectors from 2002-2012. These projections were performed prior to two (2) significant events which will increase projected employment in financial services and tourism. These events are 1) Pennsylvania's State Government decision to allow gaming and 2) the Wall Street West Initiative funded through a Workforce Innovation in Regional Economic Development (WIRED) Grant. An estimated 1,000 new, incumbent and displaced workers will be trained over the first 5-year period.




APPENDIX C

RESOLUTIONS FROM COUNTY BOARDS OF COMMISSIONERS IN THE REGION

OFFICE OF THE
CARBON COUNTY COMMISSIONERS

Commissioners

William J. O'Gurek, Chairman
Charles Getz, Vice-Chairman
Wayne E. Nothstein



Court House Annex
P.O. Box 129
Jim Thorpe, PA
18229-1238

Telephone: (570) 325-3611
FAX: (570) 325-3622
E-mail: cccommis@ptd.net

RESOLUTION

WHEREAS, Carbon County is qualified for the assistance of the Northeastern Pennsylvania Alliance;
and

WHEREAS, the Northeastern Pennsylvania Alliance has developed a comprehensive Economic Development Strategy for seven (7) counties in Northeastern Pennsylvania including Carbon County;
and

WHEREAS, the County is eligible for funding of projects to promote long-term economic development.

NOW, THEREFORE, BE IT RESOLVED that the Carbon County Board of Commissioners does hereby desire to continue to be a party to the regional overall development program of the Northeastern Pennsylvania Alliance.

ADOPTED this 1st day of June, 2006.

CARBON COUNTY BOARD OF COMMISSIONERS

William J. O'Gurek
William J. O'Gurek, Chairman

Charles Getz
Charles Getz, Vice-Chairman

Wayne E. Nothstein
Wayne E. Nothstein, Member

ATTEST:

Randall Smith
Randall Smith,
Chief Clerk/County Administrator

RESOLUTION

WHEREAS, the Northeastern Pennsylvania Alliance is the designated Economic Development District for the region; and

WHEREAS, Lackawanna County is a partner of the Northeastern Pennsylvania Alliance through its Council on Economic Development; and

WHEREAS, the Northeastern Pennsylvania Alliance has developed a Comprehensive Economic Development Strategy for seven (7) counties in Northeastern Pennsylvania, including Lackawanna County; and

WHEREAS, the Comprehensive Economic Development Strategy is a dynamic planning process developed with broad-based and diverse community participation that addresses the economic problems and potential of an area; and

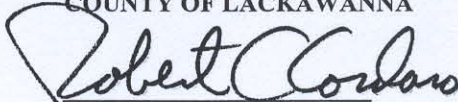
WHEREAS, Lackawanna County is eligible for the funding of projects to promote long-term growth and enhancement.

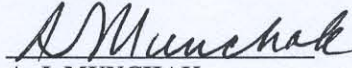
NOW, THEREFORE, BE IT RESOLVED, that the Board of Commissioners of the County of Lackawanna does hereby elect to continue to participate in the Northeastern Pennsylvania Alliance; and


BE IT FURTHER RESOLVED, that the Board of Commissioners hereby accepts the Comprehensive Economic Development Strategy as being representative of Lackawanna County.

ADOPTED at a regular meeting of the Board of Commissioners of
Lackawanna County held on June 20, 2006.


COUNTY OF LACKAWANNA


ROBERT C. CORDARO



A. J. MUNCHAK


MICHAEL J. WASHO

ATTEST:


PAUL D. TARAMELLI
CHIEF OF STAFF

Approved as to form and legality:


ELAINE C. GEROULO, ESQUIRE
COUNTY SOLICITOR

County of Luzerne

PENNSYLVANIA



Resolution

WHEREAS, Luzerne County is qualified for assistance from the Economic Development Administration; and

WHEREAS, the **Northeastern Pennsylvania Alliance (NEPA)** has developed a Comprehensive Economic Development Strategy Plan for seven (7) counties of Northeastern Pennsylvania, including Luzerne County; and

WHEREAS, the county is eligible for the funding of projects to promote long-term growth and enhancement; and

WHEREAS, a County Comprehensive Economic Development Strategy Committee has been organized to work with the Northeastern Pennsylvania Alliance (NEPA) in identifying project priorities.

NOW THEREFORE, WE, the Board of Commissioners of the County of Luzerne do hereby desire to continue to participate in the regional Comprehensive Economic Development Strategy Plan of the Northeastern Pennsylvania Economic Development District.

ADOPTED BY THE LUZERNE COUNTY BOARD OF COMMISSIONERS ON THIS TWENTY-FIRST OF JUNE IN THE YEAR 2006.



Attest:
Samuel Kuester

County Manger/Chief Clerk

LUZERNE COUNTY BOARD OF COMMISSIONERS

August A. Sheppard

Joe V. Kelly

Steph G. Yeh

COMMISSIONERS' OFFICE

MONROE COUNTY



COMMISSIONERS:

Donna M. Asure, Chairman
Robert H. Nothstein, Vice-Chairman
Suzanne F. McCool, Commissioner
www.co.monroe.pa.us

SOLICITOR:

John B. Dunn

Chief Clerk/Administrator:

Robert J. Gress

RESOLUTION


WHEREAS, Monroe County is qualified for the assistance of the Northeastern Pennsylvania Alliance; and

WHEREAS, the Northeastern Pennsylvania Alliance has developed a comprehensive Economic Development Strategy for seven (7) counties in Northeastern Pennsylvania including Monroe County; and


WHEREAS, the County is eligible for funding of projects to promote long-term economic development.

NOW, THEREFORE, BE IT RESOLVED that the Monroe County Board of Commissioners does hereby desire to continue to be a party to the regional overall development program of the Northeastern Pennsylvania Alliance.


MONROE COUNTY BOARD OF COMMISSIONERS



Donna M. Asure, Chairman




Robert H. Nothstein, Vice-Chairman



Suzanne F. McCool, Commissioner



Signed before me this 7th day of June, 2006



Robert J. Gress, Chief Clerk/Administrator

PIKE COUNTY COMMISSIONERS

PIKE COUNTY ADMINISTRATION BUILDING
506 BROAD STREET
MILFORD, PA 18337
570-296-7613
FAX: 570-296-6055

HARRY FORBES
RICHARD A. CARIDI
KARL A. WAGNER JR.

} COMMISSIONERS



GARY R. ORBEN
CHIEF CLERK

JAY R. ROSE, ESQUIRE
COUNTY SOLICITOR

RESOLUTION NO. 06-20

ECONOMIC DEVELOPMENT PROGRAM

WHEREAS, the Northeastern Pennsylvania Alliance requests that all redevelopment areas covered by an 'overall economic development strategy' must annually notify local districts of the fact; and

WHEREAS, the Northeastern Pennsylvania Alliance is the local district for the County of Pike;

NOW, THEREFORE, BE IT RESOLVED, that the County of Pike hereby elects to participate in the 'overall economic development program' of its committee as being representative of Pike County this 7th day of June, 2006.

IN WITNESS WHEREOF, we have hereunto set our hands and caused the Great Seal of the County of Pike to be affixed on this 7th day of June, 2006.

BOARD OF COMMISSIONERS OF PIKE COUNTY



Harry Forbes

Harry Forbes, Chairman

Richard A. Caridi

Richard A. Caridi, Vice Chairman

Karl A. Wagner Jr.

Karl A. Wagner Jr.

ATTEST:

Gary R. Orben

Gary R. Orben, Chief Clerk

June 7, 2006
(Date)

RESOLUTION

WHEREAS, Schuylkill County is qualified for assistance from the Economic Development Administration; and

WHEREAS, The Northeastern Pennsylvania Alliance (NEPA) has developed a Comprehensive Economic Development Strategy for seven (7) counties of Northeastern Pennsylvania including Schuylkill County; and

WHEREAS, The County is eligible for funding of projects to promote long-term economic development; and

WHEREAS, a County Comprehensive Economic Development Strategy Committee has been organized to work with the Northeastern Pennsylvania Alliance (NEPA) in identifying project priorities.

THEREFORE, BE IT RESOLVED that the Board of Commissioners of Schuylkill County does hereby desire to continue to be a party to the regional Comprehensive Economic Development Strategy of Northeastern Pennsylvania Economic Development District.

ADOPTED BY THE BOARD OF SCHUYLKILL COUNTY COMMISSIONERS THIS 28th DAY OF June 2006.

BOARD OF SCHUYLKILL COUNTY COMMISSIONERS

FRANK J. STAUDENMEIER, CHAIRMAN

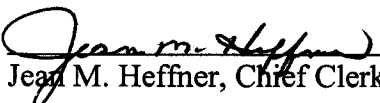


ROBERT S. CARL, JR., COMMISSIONER



MANTURA M. GALLAGHER, COMMISSIONER

ATTEST:


Jean M. Heffner, Chief Clerk

RESOLUTION

WHEREAS, Schuylkill County is qualified for assistance from the Economic Development Administration; and

WHEREAS, The Northeastern Pennsylvania Alliance (NEPA) has developed a Comprehensive Economic Development Strategy for seven (7) counties of Northeastern Pennsylvania including Schuylkill County; and

WHEREAS, The County is eligible for funding of projects to promote long-term economic development; and

WHEREAS, a County Comprehensive Economic Development Strategy Committee has been organized to work with the Northeastern Pennsylvania Alliance (NEPA) in identifying project priorities.

THEREFORE, BE IT RESOLVED that the Board of Commissioners of Schuylkill County does hereby desire to continue to be a party to the regional Comprehensive Economic Development Strategy of Northeastern Pennsylvania Economic Development District.

ADOPTED BY THE BOARD OF SCHUYLKILL COUNTY COMMISSIONERS THIS 28th DAY OF June 2006.

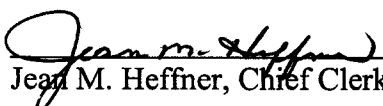
BOARD OF SCHUYLKILL COUNTY COMMISSIONERS

FRANK J. STAUDENMEIER, CHAIRMAN


ROBERT S. CARL, JR., COMMISSIONER


MANTURA M. GALLAGHER, COMMISSIONER

ATTEST:


Jean M. Heffner, Chief Clerk

COMMISSIONERS OF WAYNE COUNTY

ANTHONY V. HERZOG, CHAIRMAN
CHERRY RIDGE TOWNSHIP, PA

DONALD E. OLSOMMER SR
STERLING TOWNSHIP, PA


ROBERT V. CARMODY
TEXAS TOWNSHIP, PA



COURT HOUSE ANNEX
925 COURT STREET
HONESDALE, PA 18431
570-253-5970 EXT. 4050
FAX: 570-253-5432


VICKY J. LAMBERTON
CHIEF CLERK

LEE C. KRAUSE
SOLICITOR




RESOLUTION


BE IT RESOLVED, that the Wayne County Commissioners elect to continue to participate in the District Overall Economic Development Program of the Notheastern Pennsylvania Alliance (NEPA). This letter in effect for a period of one (1) year from the date of execution.




WAYNE COUNTY COMMISSIONERS



Anthony V. Herzog, Chairman



Donald E. Olsommer



Robert V. Carmody

Dated this 8th day of August 2006.



NEPA'S MISSION:

The Northeastern Pennsylvania Alliance (NEPA) is committed to achieving recognition as the premier regional community and economic development organization in the Commonwealth of Pennsylvania by consistently providing innovative high-quality services that improve the economy of the region and the quality of life for our constituents.

NORTHEASTERN PENNSYLVANIA ALLIANCE

1151 Oak Street Pittston, Pennsylvania 18640-3795
Phone: 570.655.5581 Fax: 570.654.5137 Email: info@nepa-alliance.org

www.nepa-alliance.org